

Cross Triathlon European Championships Urdaibai-Bermeo

Age Group - Results by gender

F

Rank	Cat.R.	Bib	Name	Country	Swim	1st Transition	Bike	2nd Transition	Run	Finish Time
1	1	4712	Kerri-Ann Upham	GBR	15:50	1:25	1:26:13	1:55	41:51	2:27:13
2	1	4704	Milena Vogel	GER	16:32	1:45	1:25:12	1:53	43:38	2:28:58
3	2	4709	Ana Gay Parraga	ESP	18:13	1:18	1:27:53	1:39	43:41	2:32:42
4	1	4714	Sharn Hooper	GBR	18:56	2:21	1:23:01	1:58	50:18	2:36:32
5	1	4724	Teresa Pons Munill	ESP	18:51	2:03	1:29:28	1:59	45:47	2:38:06
6	2	4725	Karen Heppenstall	GBR	20:24	2:17	1:30:20	1:50	47:06	2:41:55
7	1	4720	Pamela Mittermeier	GER	23:45	1:33	1:26:45	2:06	48:01	2:42:08
8	3	4711	Severine Da Costa	FRA	23:09	2:01	1:30:01	2:04	46:14	2:43:26
9	1	4735	Amelie Vantomme	FRA	17:56	2:23	1:32:46	2:05	48:55	2:44:02
10	2	4736	Catharine Atkinson	GBR	17:53	1:28	1:32:50	2:16	50:17	2:44:41
11	2	4718	Nienke Hensbroek	GBR	19:39	2:24	1:30:27	2:05	50:58	2:45:32
12	3	4737	Renell Brennan	GBR	20:34	2:11	1:33:28	2:27	48:55	2:47:33
13	4	4738	Louise Hanley	GBR	15:46	1:36	1:36:26	2:09	51:58	2:47:53
14	1	4751	Sabine Greipel	AUT	16:10	1:47	1:35:47	2:24	53:33	2:49:39
15	2	4702	Paula Fernandez Bacerra	ESP	21:11	2:37	1:35:12	1:52	51:38	2:52:28
16	5	4732	Maria Jose Garcia Alvarez	ESP	16:04	1:28	1:44:00	2:13	49:32	2:53:15
17	3	4727	Joanne Pitten	GBR	17:47	2:03	1:39:42	2:08	51:42	2:53:21
18	4	4723	Beatriz Molina Garcia	ESP	20:37	2:06	1:41:28	2:20	51:46	2:58:15
19	6	4731	Monica Carrascosa Garcia	ESP	21:39	2:04	1:43:06	2:09	50:59	2:59:55
20	4	4710	Diana Rodriguez García	ESP	19:45	1:39	1:46:49	2:09	49:39	2:59:59
21	2	4743	Susana Coto Fernández	ESP	20:07	2:19	1:46:08	2:06	49:24	3:00:02
22	7	4734	Emmanuelle Massonnat	FRA	22:21	2:23	1:43:35	2:11	51:50	3:02:18
23	3	4744	Annette Brindley	GBR	21:36	3:39	1:39:15	2:27	56:03	3:02:57
24	3	4721	Stefanie Annika Wasmundt	GER	22:12	2:43	1:46:40	2:24	52:24	3:06:21
25	1	4707	Cindy Flameyn	BEL	22:15	1:55	1:47:41	1:54	54:16	3:08:00
26	4	4716	Miren Itxaso Elorriaga Vaquero	ESP	21:16	1:50	1:50:24	1:46	53:15	3:08:29
27	3	4703	Eleanor Young	GBR	22:25	1:48	1:52:14	1:44	53:07	3:11:17
28	5	4717	Marion Lagorce	FRA	22:41	1:55	1:48:57	2:08	1:01:26	3:17:06
29	1	4753	Angela Boczek	GER	20:43	2:11	1:54:37	1:45	58:47	3:18:00
30	4	4742	Asuncion Arroyo Benito	ESP	20:54	2:05	1:54:29	2:09	58:55	3:18:30
31	8	4739	Mel Wardle	GBR	21:30	1:37	1:52:00	2:07	1:02:25	3:19:36
32	9	4733	Laura Sararols Ramsay	ESP	25:04	2:24	1:55:48	2:20	56:16	3:21:49
33	2	4715	Ester Castelo	POR	20:48	2:22	2:07:52	2:15	58:01	3:31:16
34	5	4745	Kath Finn	GBR	21:35	3:27	2:01:18	2:58	1:10:04	3:39:20
35	6	4750	Heike Steininger	GER	27:01	5:18	2:08:42	0:29	1:07:06	3:48:34
36	7	4749	Ruth White	GBR	26:19	2:39	2:11:21	2:12	1:07:27	3:49:56
		4706	Fleur Spencer	GBR	20:30	2:42	2:39:51	2:33	—	—
		4748	Deborah Robinson	GBR	31:17	5:12	—	—	—	—

Cross Triathlon European Championships Urdaibai-Bermeo

Age Group - Results by gender

M

Rank	Cat.R.	Bib	Name	Country	Swim	1st Transition	Bike	2nd Transition	Run	Finish Time
1	1	4584	Nicolas Durin	FRA 	15:51	1:08	1:06:46	1:20	36:15	2:01:18
2	1	4530	Aleix Sellarés Gonzalez	ESP 	17:29	1:31	1:05:52	1:43	35:48	2:02:22
3	2	4532	Joeri Deleebeeck	BEL 	15:32	1:27	1:07:57	1:47	36:54	2:03:35
4	3	4526	Alejandro Pareja Villar	ESP 	13:51	1:47	1:11:32	1:44	35:38	2:04:30
5	1	4560	Sergi Lasheras Rabionet	ESP 	13:10	1:22	1:11:50	1:42	37:21	2:05:23
6	2	4562	Sergio Lorenzo Prieto	ESP 	15:39	1:11	1:12:31	1:34	34:45	2:05:38
7	1	4505	Pedro De La Torre Llobregat	ESP 	14:46	1:05	1:13:04	1:27	35:47	2:06:06
8	1	4517	Javier Megia Ciudad	ESP 	15:54	1:18	1:10:03	1:45	37:19	2:06:18
9	1	4548	Jonathan Marguerite	FRA 	18:11	1:37	1:08:36	1:36	37:19	2:07:16
10	2	4535	Sergio Garcia Espejo	ESP 	15:23	1:16	1:10:51	1:37	38:40	2:07:45
11	3	4567	Christophe Lenfant	FRA 	16:39	1:32	1:12:36	1:30	37:11	2:09:27
12	2	4522	Hugo Baluga	POR 	16:00	1:10	1:14:21	1:36	36:24	2:09:30
13	3	4550	Jonathan Rios	FRA 	16:09	1:41	1:12:06	1:57	38:10	2:10:01
14	4	4551	Andrew Douglas	GBR 	16:27	1:28	1:10:28	1:44	40:33	2:10:36
15	2	4582	Albert Torres Carles	ESP 	14:54	1:17	1:15:53	1:32	39:01	2:12:35
16	5	4534	Fernando Fernandez Añon	ESP 	16:05	1:31	1:14:31	1:40	39:12	2:12:57
17	3	4516	Carlos Lopez Ruiz	ESP 	16:10	1:33	1:14:59	1:30	39:36	2:13:47
18	1	4502	Arnau Monzonis Adame	ESP 	18:26	1:25	1:14:35	1:28	38:01	2:13:52
19	2	4501	Pablo Fernandez Palma	ESP 	15:20	1:28	1:18:49	1:26	37:03	2:14:05
20	2	4508	Iker Iglesias Sopelana	ESP 	15:24	1:27	1:18:27	1:39	38:18	2:15:12
21	4	4569	Stuart Nash	GBR 	18:15	2:04	1:13:55	1:44	39:22	2:15:18
22	5	4570	Rob Parry	GBR 	17:01	1:21	1:15:57	1:45	39:52	2:15:54
23	4	4525	Diego Muñoz Vaquero	ESP 	15:37	1:32	1:15:33	1:26	42:09	2:16:15
24	6	4545	Sergio Soriano Diaz	ESP 	15:53	1:24	1:17:15	1:39	40:32	2:16:41
25	7	4537	Angel Hilario Morales	ESP 	14:58	1:16	1:19:07	1:33	40:07	2:17:00
26	6	4568	Guy Dunscombe	GBR 	15:52	1:49	1:16:39	1:52	41:21	2:17:31
27	3	4600	Michele Bellemo	ITA 	15:19	1:29	1:16:58	1:40	43:11	2:18:34
28	1	4642	Massimiliano Donati	ITA 	18:05	1:32	1:16:16	1:40	41:35	2:19:05
29	7	4571	Hendrik Becker	GER 	14:55	1:15	1:20:44	1:41	41:11	2:19:44
30	4	4520	Pierre Delmotte	FRA 	16:23	1:29	1:22:02	1:35	38:23	2:19:49
31	5	4533	Jorge Ruiz De León	ESP 	17:52	1:27	1:15:12	1:46	43:37	2:19:52
32	4	4592	Jonathan Heasman	GBR 	16:57	1:37	1:15:43	1:44	44:27	2:20:27
33	3	4506	Nicasio De Los Santos Martin	ESP 	14:44	1:22	1:24:13	1:37	38:59	2:20:52
34	6	4527	Pedro Javier Ramos Aldea	ESP 	17:25	2:02	1:19:29	1:30	41:02	2:21:26
35	8	4553	Leonardo Ferrari	ITA 	18:16	1:56	1:19:29	1:33	40:36	2:21:48
36	9	4546	Guillaume De Vaucelles	FRA 	19:12	1:16	1:18:42	1:49	40:59	2:21:56
37	4	4512	Joao Inacio	POR 	16:39	2:41	1:18:08	1:38	42:54	2:21:59
38	8	4564	Ramiro Romero Fresneda	ESP 	16:56	2:08	1:18:04	2:03	42:50	2:22:00
39	1	4611	Alberto Jimenez Hernandez	ESP 	16:46	2:02	1:20:29	2:22	40:46	2:22:22
40	7	4531	Patrick Mix	GER 	18:32	1:14	1:19:20	1:35	41:44	2:22:23
41	2	4614	Carlos Mateos López	ESP 	20:04	1:43	1:15:11	2:11	43:40	2:22:46
42	5	4515	Kevin Fernandez Fernandez	ESP 	22:11	1:41	1:19:50	1:47	37:23	2:22:50
43	3	4616	Avelino Santos Rajado	ESP 	17:14	1:32	1:23:30	1:37	39:35	2:23:25
44	5	4504	Miguel Angel Benitez Perez	ESP 	15:50	1:53	1:21:16	2:11	42:24	2:23:32
45	4	4623	Georg Harbauer	GER 	15:55	1:36	1:19:58	2:02	44:08	2:23:38
46	9	4561	Ruben León Blaquez	ESP 	16:21	2:47	1:17:19	2:22	44:52	2:23:39
47	2	4633	Gonzalo Martin Santana	ESP 	14:29	1:38	1:23:54	1:47	43:03	2:24:49
48	3	4631	Miguel Garcia Rubiño	ESP 	19:22	1:39	1:20:45	1:47	41:46	2:25:17
49	5	4601	Wico Hopman	NED 	16:27	1:19	1:21:09	1:59	44:39	2:25:31
50	10	4547	Florian Labarriere	FRA 	17:47	1:34	1:20:07	1:52	44:16	2:25:33
51	4	4630	Serafin Bereziartua Zubizarreta	ESP 	20:07	1:41	1:21:26	1:48	40:40	2:25:39
52	6	4593	Paul Hilliar	GBR 	17:44	1:33	1:23:46	1:49	41:16	2:26:07
53	11	4544	Ricardo Simon Goni	ESP 	15:26	1:16	1:24:53	1:38	43:00	2:26:12

Cross Triathlon European Championships Urdaibai-Bermeo

Age Group - Results by gender


































M

Rank	Cat.R.	Bib	Name	Country	Swim	1st Transition	Bike	2nd Transition	Run	Finish Time
54	7	4575	Bernabe Angulo Ruiz	ESP 	15:38	1:28	1:20:05	1:59	48:03	2:27:11
55	1	4653	Francois Consentino	FRA 	18:01	2:00	1:22:36	1:54	43:01	2:27:31
56	2	4647	Miguel Isla Rodriguez	ESP 	17:05	1:42	1:23:51	1:46	43:11	2:27:33
57	10	4566	Jon Telletxea Serrano	ESP 	18:05	1:47	1:24:03	1:58	42:00	2:27:51
58	8	4602	Ralph Van Dijk	NED 	15:22	1:31	1:19:33	2:36	48:58	2:27:57
59	12	4543	Iñigo Sevillano Navarro	ESP 	14:50	1:11	1:23:34	1:59	46:43	2:28:15
60	9	4603	Robert Vehof	NED 	15:32	2:07	1:22:23	2:11	46:09	2:28:20
61	13	4542	Juan Ignacio Sancho De La Garza	ESP 	17:43	1:43	1:24:15	1:45	43:15	2:28:39
62	10	4590	Andrew Fraser-Cole	GBR 	18:44	2:06	1:23:07	2:03	42:42	2:28:41
63	14	4540	Oscar Luis Romero Tellez	ESP 	17:22	1:43	1:26:47	2:05	41:22	2:29:17
64	5	4641	Alessandro De Cillia	ITA 	19:25	1:38	1:24:27	1:41	43:46	2:30:54
65	6	4521	Benjamin Rushton	GBR 	16:35	1:31	1:27:14	1:42	44:48	2:31:48
66	11	4585	Jerome Fourcade	FRA 	16:00	1:34	1:22:35	2:23	49:30	2:32:00
67	3	4661	Simon Osborne	GBR 	18:29	1:32	1:24:46	1:51	45:28	2:32:04
68	11	4563	Jose Manuel Moreno Sanz	ESP 	18:01	2:12	1:25:06	1:44	45:18	2:32:19
69	12	4580	Miguel Angel Pedrosa Hiruelas	ESP 	18:49	1:42	1:24:47	2:05	45:08	2:32:29
70	13	4591	Craig Harper	GBR 	15:56	1:37	1:27:46	1:53	45:27	2:32:37
71	5	4625	Liam Hanley	IRL 	19:46	1:45	1:26:00	1:43	43:36	2:32:49
72	15	4552	Pete Woodward	GBR 	18:06	1:47	1:31:23	1:52	40:22	2:33:29
73	6	4643	Didier Vandebosch	BEL 	20:36	2:34	1:27:13	1:52	41:22	2:33:35
74	14	4581	Luis Alberto Rodriguez Castillejo	ESP 	17:47	1:48	1:27:29	2:01	45:07	2:34:09
75	16	4539	Jorge Moya Prades	ESP 	16:20	1:59	1:30:58	2:05	43:27	2:34:48
76	4	4655	Eric Lescure	FRA 	17:26	2:16	1:25:45	1:52	47:47	2:35:04
77	15	4574	Ignacio Alcantara Garvia	ESP 	16:59	1:39	1:29:22	1:48	45:32	2:35:19
78	6	4626	Rens Sterk	NED 	20:29	2:08	1:25:22	2:11	45:31	2:35:39
79	5	4654	Yves Le Nouaille	FRA 	17:23	1:58	1:25:43	2:19	48:33	2:35:54
80	6	4660	Robert Moore	GBR 	18:35	1:33	1:29:05	2:31	44:23	2:36:05
81	17	4541	Antonio Fco. Sanchez Provencio	ESP 	17:38	1:38	1:22:45	1:49	52:28	2:36:16
82	18	4549	Mathieu Papi	FRA 	21:42	1:44	1:27:19	1:49	44:48	2:37:20
83	7	4608	Rafael Cabañeros Robles	ESP 	20:24	1:33	1:29:37	1:57	44:18	2:37:46
84	16	4598	Paul Whitesmith	GBR 	17:52	1:59	1:28:23	2:43	47:23	2:38:18
85	7	4518	Iván Ramírez Bravo	ESP 	19:36	1:58	1:28:12	1:44	47:17	2:38:44
86	12	4558	Jesus Herranz Isabel	ESP 	17:55	2:07	1:33:19	1:42	44:49	2:39:50
87	8	4624	Mehmet Kloss	GER 	17:30	2:04	1:29:30	2:16	48:37	2:39:55
88	1	4672	Michel Darras	FRA 	17:49	2:07	1:29:14	2:28	48:41	2:40:18
89	8	4524	Miguel Lopez Del Pino	ESP 	17:54	2:07	1:30:04	1:52	49:25	2:41:20
90	9	4620	Simon Clarke	GBR 	25:27	1:42	1:28:08	1:56	44:10	2:41:21
91	7	4666	Jens Kjærgaard	DEN 	17:12	1:39	1:31:13	1:59	49:39	2:41:41
92	17	4583	Vincent Biot	FRA 	18:15	2:06	1:31:19	2:10	47:54	2:41:42
93	8	4651	Jose Manuel Piñeiro Becerra	ESP 	18:44	2:20	1:28:16	2:03	50:22	2:41:43
94	18	4579	Jose Pedro Palomero Jete	ESP 	21:08	1:35	1:29:50	2:16	47:52	2:42:40
95	19	4599	Trevor Mcdonald	IRL 	18:02	1:24	1:30:52	2:01	51:51	2:44:09
96	10	4619	Christophe Bourjon	FRA 	19:39	2:24	1:29:22	2:16	52:10	2:45:48
97	7	4632	Julian Lopez Gastón	ESP 	19:58	2:04	1:32:05	2:24	50:21	2:46:49
98	20	4595	Kevin Morice	GBR 	18:54	2:04	1:38:44	1:42	45:41	2:47:03
99	11	4622	Russell Turner	GBR 	20:05	2:42	1:33:13	2:28	49:33	2:47:59
100	13	4557	Francisco Gomez Ambrona	ESP 	16:34	1:30	1:29:09	1:54	59:59	2:49:04
101	21	4588	Alasdair Dunlop	GBR 	16:38	1:56	1:42:02	1:41	47:05	2:49:19
102	14	4556	Patxi Aldazabal Canales	ESP 	19:39	1:54	1:37:05	2:41	48:03	2:49:20
103	8	4638	Nigel Peterson	GBR 	22:11	2:01	1:34:13	2:08	50:27	2:50:57
104	12	4617	Celso Suarez Fernandez	ESP 	19:52	2:10	1:36:45	2:24	50:11	2:51:19
105	13	4627	Andreas Dunkel	SUI 	19:14	2:14	1:33:49	2:04	54:28	2:51:47
106	2	4675	Richard Potter	GBR 	28:02	2:10	1:33:51	2:14	48:25	2:54:41

Cross Triathlon European Championships Urdaibai-Bermeo

Age Group - Results by gender

M

Rank	Cat.R.	Bib	Name	Country	Swim	1st Transition	Bike	2nd Transition	Run	Finish Time
107	22	4594	Stuart Mills	GBR 	19:24	3:25	1:35:36	2:49	53:50	2:55:01
108	23	4577	Francisco Javier Iglesias Prado	ESP 	23:14	1:32	1:34:55	1:48	54:17	2:55:44
109	24	4586	Joly Vincent	FRA 	18:20	1:26	1:49:56	1:41	45:23	2:56:44
110	9	4529	Albert Sarda Gimeno	ESP 	18:25	1:49	1:44:54	1:58	50:48	2:57:52
111	25	4604	Cameron Lamont	SUI 	19:26	2:52	1:40:49	2:20	53:25	2:58:49
112	9	4658	Nicholas Farnell	GBR 	22:18	2:15	1:39:34	2:22	53:18	2:59:45
113	3	4676	Michael Skivington	GBR 	19:59	2:23	1:43:19	2:50	52:15	3:00:44
114	26	4589	Robert Flack	GBR 	21:10	1:51	1:43:38	2:04	52:36	3:01:17
115	14	4610	Agustín García López De Arregui	ESP 	22:59	2:17	1:48:13	2:06	46:07	3:01:40
116	1	4680	Patrick Neplaz	FRA 	18:29	3:00	1:46:32	2:59	51:47	3:02:45
117	10	4663	Christian Ulf-Hansen	GBR 	20:53	2:15	1:48:00	2:05	51:42	3:04:53
118	8	4514	Valerio China Mirzoyan	ESP 	16:03	2:11	1:51:47	2:13	53:09	3:05:22
119	15	4618	Jose Ramon Toledo Lopez	ESP 	19:43	2:34	1:43:27	2:50	58:06	3:06:38
120	11	4659	Keith Hunt	GBR 	19:23	2:04	1:50:58	2:13	52:52	3:07:28
121	4	4671	Joaquín Font De Mora Gozalbo	ESP 	21:14	2:33	1:46:30	2:43	1:00:37	3:13:35
122	12	4648	Roberto Izquierdo Peñacoba	ESP 	22:23	2:16	1:52:07	2:21	55:18	3:14:23
123	9	4635	Jose Javier Saez Tomas	ESP 	26:18	4:08	1:51:15	2:08	51:39	3:15:27
124	13	4665	Renato Inácio	POR 	28:36	4:05	1:40:55	2:46	1:02:50	3:19:10
125	27	4596	Scott Samuel	GBR 	18:55	2:33	1:53:49	2:37	1:03:54	3:21:46
126	5	4669	Felix Castrillo San Rafael	ESP 	21:59	2:43	1:50:52	3:25	1:03:40	3:22:38
127	6	4673	Malcolm Harrison	GBR 	20:39	2:56	1:55:29	2:16	1:06:23	3:27:42
128	7	4670	Fernando Falomir Viciano	ESP 	20:31	2:57	1:44:58	3:10	1:18:11	3:29:45
129	8	4674	Colin Hunt	GBR 	23:25	2:49	1:58:50	2:10	1:02:51	3:30:03
130	28	4576	Emilio Gonzalez Encinas	ESP 	19:21	3:00	2:02:14	2:54	1:04:55	3:32:24
131	2	4679	Francisco Gala Pla	ESP 	24:00	3:53	2:11:46	4:44	1:09:31	3:53:52
		4681	Noel Stubbs	GBR 	30:01	3:25	1:09:42	2:40	—	—
		4683	Giovanni Pardini	ITA 	29:31	3:19	2:39:42	3:30	—	—
		4684	Gherardo Mercati	ITA 	28:58	5:01	2:40:44	3:06	—	—
		4509	Santiago Molero Sánchez	ESP 	15:41	1:26	—	—	—	—
		4536	Jorge Gonzaga Lobato	ESP 	17:18	1:46	—	—	—	—
		4656	Mark Booth	GBR 	17:03	2:16	—	—	—	—
		4528	Adan Guillermo Rodriguez Ayud	ESP 	19:42	2:42	—	—	—	—
		4507	Miquel Esteban Saez	ESP 	22:59	1:30	—	—	—	—

Cross Triathlon European Championships Urdaibai-Bermeo

Age Group - Results by gender

Rank	Cat.R.	Bib	Name	Country	Swim	1st Transition	Bike	2nd Transition	Run	Finish Time
1		4765	EÑAUT SALEGI ARANBERRI	ESP 	16:52	1:33	1:11:31	1:42	39:58	2:11:33
2		4767	JOSEBA ARRUZA SOTO	ESP 	16:34	1:50	1:25:13	1:43	40:58	2:26:15
3		4768	DANIEL TEJERO MUR	ESP 	18:57	1:29	1:21:01	1:46	45:10	2:28:21
4		4761	IKER BEITIA BERNAOLA	ESP 	19:02	2:15	1:20:49	2:14	50:25	2:34:43
5		4769	LUIS MIGUEL PERNIA HIDOLGO	ESP 	20:16	2:19	1:26:46	2:00	47:51	2:39:10
6		4770	JESUS MARIA GRACIA SERRANO	ESP 	18:46	2:23	1:30:32	1:52	45:39	2:39:10
7		4763	BEÑAT ETXEBERRIA FERNANDEZ	ESP 	16:49	2:13	1:31:34	2:48	49:42	2:43:05
8		4766	KYLE RIMMER GREAVES	ESP 	19:02	2:53	1:41:25	2:40	49:52	2:55:50
9		4764	PATXI MARTINEZ GUZMAN	ESP 	20:02	3:32	1:55:21	3:06	58:22	3:20:21
		4762	JOSÉ ANTONIO SANTANA RODRIGUEZ	ESP 	19:48	4:10	2:01:17	2:48	-	-