

2023 Aquathlon World Championships Ibiza

Age group - Results by category

Age 16-19 Male

Cat.R.	Bib	Name	Country	Swim	1st Transition	Finish (Run)	Finish Time
1	3008	André Silva Neves	POR 	14:50	1:05	17:31	33:25
2	3010	Samuel Wen	USA 	14:02	1:26	18:32	33:59
3	3002	Lucas De Santos Fraile	ESP 	15:51	1:06	17:31	34:27
4	3003	Marc Vallve Palerm	ESP 	15:21	0:58	18:25	34:43
5	3004	James Johnson	GBR 	16:35	1:15	17:40	35:29
6	3006	Cole Reid	GBR 	14:48	1:07	19:37	35:31
7	3007	Daniel Alejandro Hernandez Parra	MEX 	17:51	1:00	17:02	35:53
8	3005	Matthew Lightfoot	GBR 	16:30	1:38	18:23	36:29
9	3012	Alexander Alguire	CAN 	16:30	1:16	19:36	37:21
10	3011	Luiz Miguel Tavares De Araujo Lima	BRA 	16:45	1:06	19:52	37:43
11	3009	Cooper Lee	USA 	18:14	1:12	20:18	39:43
12	3001	Arnau Aguilar Paya	ESP 	17:49	1:21	25:30	44:39

2023 Aquathlon World Championships Ibiza

Age group - Results by category

Age 20-24 Male

Cat.R.	Bib	Name	Country	Swim	1st Transition	Finish (Run)	Finish Time
1	3020	Blake Miller	NZL 	14:53	1:04	16:54	32:50
2	3014	Miguel Benito Castellanos	ESP 	14:09	1:14	17:50	33:11
3	3015	Pedro De La Torre Llobregat	ESP 	15:51	1:03	16:38	33:30
4	3017	Arnau Salvador Ortega	ESP 	15:51	1:31	18:35	35:56
5	3018	Ben Brooks	GBR 	16:56	1:16	18:32	36:44
6	3019	Thomas Edmond	GBR 	17:55	1:16	19:50	39:00
7	3025	Carlos Eduardo Mingarelli Diniz Alves	BRA 	14:56	1:36	22:53	39:25
8	3023	Tadhg Williams	AUS 	20:27	1:16	19:04	40:47
9	3026	Mina Eskander	EGY 	16:54	1:39	22:27	40:58
10	3022	James Fry	AUS 	21:40	1:28	20:20	43:27
	3024	Arthur De Queiroz Wanderley Sarmiento	BRA 	16:52	1:23	—	—
	3021	Finian Orr	NZL 	14:36	1:11	—	—

2023 Aquathlon World Championships Ibiza

Age group - Results by category

Age 25-29 Male

Cat.R.	Bib	Name	Country	Swim	1st Transition	Finish (Run)	Finish Time
1	3036	William Atkinson	GBR 	14:15	1:05	16:03	31:22
2	3035	Katgely Téó	FRA 	14:15	1:01	16:18	31:33
3	3034	Maxime Tasset	FRA 	14:27	1:13	16:49	32:28
4	3045	Oliver Thorogood	GBR 	15:45	1:09	15:54	32:48
5	3041	David Robertson	GBR 	14:54	1:01	17:06	33:01
6	3055	Jacob Young	USA 	15:18	1:33	16:16	33:06
7	3039	Michael Lewis	GBR 	15:19	1:09	16:48	33:15
8	3032	Marc Valdes Manrique	ESP 	15:36	1:01	17:01	33:37
9	3033	Pierre Delmotte	FRA 	16:19	1:12	16:18	33:48
10	3050	Hamad Alkhalidi	KUW 	15:13	1:15	17:52	34:19
11	3043	Benjamin Sommerville	GBR 	15:29	1:02	18:15	34:44
12	3044	Jordan-Lee Stamp	GBR 	15:40	1:05	18:04	34:47
13	3042	David Shepherd	GBR 	16:35	1:23	16:53	34:49
14	3048	Andrea Borsacchi	ITA 	15:38	1:05	18:39	35:20
15	3054	Adam Hillis	NZL 	15:45	1:21	19:07	36:12
16	3047	Lewis Tuck	GBR 	16:38	1:28	18:15	36:20
17	3028	Javier Barba Santano	ESP 	15:27	1:18	20:06	36:49
18	3040	Jamie Pullinger	GBR 	18:56	1:31	17:05	37:30
19	3030	Valerio China Mirzoyan	ESP 	16:36	1:28	19:36	37:39
20	3037	Ross Ellett	GBR 	18:22	1:24	18:03	37:48
21	3051	Mohammed Bukhalaf	KUW 	18:07	1:23	18:42	38:11
22	3038	Andy Jones	GBR 	16:17	1:31	20:29	38:16
23	3046	Mark Todhunter	GBR 	15:45	1:17	21:31	38:32
24	3056	Lachlan Berry	AUS 	18:25	1:20	20:08	39:51
25	3058	Jack McLeay	AUS 	18:46	1:22	20:17	40:24
26	3060	Reed Waldick	CAN 	18:45	1:11	21:07	41:03
27	3049	Masaru Nomaru	JPN 	20:59	1:11	19:19	41:28
28	3052	Edwin Gaspar Solis	MEX 	21:14	1:33	18:43	41:29
29	3053	Thomas Herbison	NZL 	18:47	1:39	21:50	42:15
30	3057	Samuel Eiszele	AUS 	18:30	1:58	22:46	43:13
31	3029	Aaron Carrasco Álvarez	ESP 	23:33	1:26	19:17	44:14

2023 Aquathlon World Championships Ibiza

Age group - Results by category

Age 30-34 Male

Cat.R.	Bib	Name	Country	Swim	1st Transition	Finish (Run)	Finish Time
1	3081	Sagi Cohen	ISR 	14:15	1:09	17:20	32:43
2	3072	Sam Barratt	GBR 	14:13	1:30	17:18	33:00
3	3071	Axel De Poorter	FRA 	15:12	1:17	16:47	33:15
4	3074	Greg Divall	GBR 	15:15	1:15	17:25	33:53
5	3091	Romulo Dos Santos	BRA 	15:12	1:11	17:46	34:08
6	3076	Glenn Mitchell	GBR 	16:28	1:09	17:00	34:37
7	3075	Fedor Gorokhovik	GBR 	15:15	1:32	18:18	35:04
8	3069	Alejandro Romero Perez De Tudela	ESP 	15:11	1:17	18:43	35:10
9	3092	Joao Martins Galvao	BRA 	16:23	1:11	17:38	35:10
10	3067	Jose Penalver Sánchez	ESP 	17:48	1:29	17:58	37:14
11	3070	Carlos Jesús Suarez Guillen	ESP 	17:53	1:35	17:49	37:16
12	3068	Ismael Rojas Ramos	ESP 	16:17	1:12	20:05	37:33
13	3073	Luke Decker	GBR 	18:27	1:50	18:07	38:23
14	3095	Oscar Siwec	CAN 	17:18	1:23	19:44	38:24
15	3077	Daniel Regan	GBR 	17:57	1:32	19:20	38:48
16	3088	Austin Tisch	USA 	20:29	1:09	17:45	39:22
17	3065	Alexander Magnasco Giulio	ESP 	19:00	1:09	19:15	39:23
18	3078	Ben Sharp	GBR 	18:12	1:43	20:20	40:14
19	3097	Andreas Adamides	CYP 	19:53	1:46	19:23	41:01
20	3080	Nick Flanagan	IRL 	18:28	1:38	21:14	41:19
21	3066	Alberto Óvilo Bustos	ESP 	19:41	1:31	21:37	42:48
22	3090	Joao Edizio Cavalcante Bandeira	BRA 	19:07	2:00	21:57	43:03
23	3082	Kota Otsuki	JPN 	21:58	1:40	20:01	43:38
24	3096	Tadaaki Sun	CAN 	23:23	1:34	19:43	44:39
25	3083	Alex Bees	NZL 	21:44	1:49	21:17	44:49
26	3064	Mario Gil Hernández	ESP 	23:59	1:46	19:05	44:50
27	3098	Naguib Gwefel	EGY 	21:13	2:28	21:32	45:12
28	3079	Shane Skillin	GBR 	19:54	1:48	24:02	45:43
29	3086	Nick Haydon	USA 	20:46	1:44	23:59	46:28
30	3087	Matthew Kaiser	USA 	22:47	2:21	21:38	46:45
31	3085	Saúl Aceituno	PAN 	22:39	1:51	23:05	47:34
32	3094	Chris Dobson	CAN 	24:54	2:31	22:21	49:45
33	3089	Ramon Bezerra Da Silva	BRA 	25:58	2:09	22:54	51:00
34	3084	Jayden Hopkinson	NZL 	25:41	2:50	24:46	53:16
35	3093	Nicolas Beauregard	CAN 	24:47	1:47	29:40	56:13

2023 Aquathlon World Championships Ibiza

Age group - Results by category

Age 35-39 Male

Cat.R.	Bib	Name	Country	Swim	1st Transition	Finish (Run)	Finish Time
1	3104	Willian Garcia Jimenez	ESP 	15:32	0:59	16:24	32:54
2	3130	Rafael Batista	POR 	15:35	1:08	16:56	33:38
3	3137	José Edson Vitorino De Souza	BRA 	15:34	1:15	17:25	34:12
4	3109	Cedric Labadens	FRA 	17:06	1:14	16:27	34:46
5	3117	Craig Jones	GBR 	15:46	1:18	17:53	34:57
6	3124	Jonathan Webb	GBR 	16:25	1:17	17:16	34:58
7	3123	Robert George Wakefield	GBR 	16:10	1:20	17:52	35:20
8	3110	Daniel Bedford	GBR 	15:57	1:27	18:16	35:39
9	3111	Shaun Challis	GBR 	15:22	1:21	19:01	35:43
10	3105	Victor García Lopez	ESP 	16:00	1:18	18:52	36:10
11	3122	Nicholas Thomas	GBR 	15:12	1:14	19:53	36:18
12	3125	Marco Viappiani	ITA 	17:10	1:30	17:45	36:24
13	3120	Rob Newton	GBR 	17:48	1:38	17:07	36:32
14	3133	Carl Newton	USA 	17:08	1:30	18:04	36:42
15	3106	Francisco Jose Gómez Cerezo	ESP 	16:22	1:15	19:17	36:53
16	3102	Ruben Aguilar Marti	ESP 	17:17	1:24	18:41	37:21
17	3108	Adrien Dransart	FRA 	18:12	1:47	17:37	37:35
18	3134	Justin Gray	AUS 	18:27	1:13	18:38	38:16
19	3116	David Jamieson	GBR 	18:26	1:15	18:57	38:38
20	3131	Filip Sebo	SVK 	17:40	1:17	19:52	38:48
21	3121	Richard Russell	GBR 	16:32	1:28	20:59	38:58
22	3136	Ruda Ryuiti Furukita Baptista	BRA 	17:30	1:32	20:52	39:53
23	3119	Adam Marsland	GBR 	18:46	1:40	19:37	40:02
24	3118	Andrew Lovelock	GBR 	18:58	1:49	19:32	40:17
25	3128	Bradley Smith	NZL 	17:47	1:29	21:24	40:38
26	3107	Andoni Valencia Molero	ESP 	18:31	1:21	21:12	41:03
27	3113	Marc Farminer	GBR 	19:45	1:33	20:20	41:37
28	3132	Michael Fowler	USA 	20:21	2:03	19:56	42:18
29	3112	Richard Dobell	GBR 	20:43	1:49	20:20	42:51
30	3114	Matthew Garside	GBR 	18:52	1:51	23:26	44:08
31	3127	Patrick Johnson	NZL 	19:42	3:10	22:29	45:20
32	3126	Takahiro Mishina	JPN 	22:02	2:20	22:23	46:44
33	3103	Pedro Costa Planells	ESP 	22:20	2:39	23:43	48:41
34	3140	Mohamed Hamama	EGY 	29:22	1:36	19:28	50:24
35	3129	Tomasz Chłodecki	POL 	24:16	2:44	23:36	50:35
36	3138	Joseph Bekhet	EGY 	30:42	1:53	21:43	54:17
37	3139	Khaled El Shobokshy	EGY 	33:34	1:59	39:16	1:14:48

2023 Aquathlon World Championships Ibiza

Age group - Results by category

Age 40-44 Male

Cat.R.	Bib	Name	Country	Swim	1st Transition	Finish (Run)	Finish Time
1	3159	Joel Enoch	GBR 	15:30	1:08	16:27	33:03
2	3173	Thomas Winkelmann	GER 	15:16	1:23	17:15	33:53
3	3151	David Rodriguez Lopez	ESP 	15:14	1:07	17:36	33:56
4	3169	James Wilson	GBR 	15:31	1:13	17:28	34:11
5	3175	Mario Salvador Rubio Ponce De Leon	MEX 	15:14	1:18	18:08	34:39
6	3170	Hendrik Becker	GER 	16:07	1:14	17:30	34:50
7	3154	Cyril Escoula	FRA 	15:10	1:09	19:04	35:22
8	3157	Pip Bennett	GBR 	15:14	1:12	19:05	35:31
9	3165	Oliver Rodwell	GBR 	17:23	1:06	17:12	35:39
10	3145	Jorge Arrebola Rodriguez	ESP 	16:03	1:27	18:19	35:49
11	3176	Piotr Kurek	POL 	16:00	1:11	18:46	35:56
12	3152	Javier Vega Herreros	ESP 	16:57	1:08	18:33	36:37
13	3168	Daniel Weston	GBR 	16:02	1:18	19:28	36:47
14	3149	Francisco Jose Perez Hernandez	ESP 	15:52	1:10	19:59	37:00
15	3160	Jon-Paul Hemmings	GBR 	15:55	1:36	19:48	37:18
16	3153	Manuel Zamora Marfil	ESP 	19:06	1:14	17:01	37:20
17	3148	Jesus Martinez Vallejo	ESP 	17:27	1:33	18:32	37:30
18	3177	Martin Brna	SVK 	17:00	1:19	19:13	37:31
19	3167	Jon Scott	GBR 	17:24	1:13	19:08	37:44
20	3144	Joan Alarcón Vila	ESP 	19:00	1:23	17:25	37:47
21	3190	Juan Fernando Gutiérrez Varon	COL 	15:16	1:41	21:05	38:02
22	3191	Jan Kucera	CZE 	17:20	1:44	19:04	38:06
23	3156	Nicholas Bellamy	GBR 	19:18	1:25	18:18	38:59
24	3163	Kenny Morrice	GBR 	19:53	1:30	17:42	39:04
25	3193	Islam Mahmoud	EGY 	19:09	1:14	18:57	39:20
26	3187	Irion Serafim De Souza Filho	BRA 	17:13	1:42	20:29	39:24
27	3171	Kay Eckelt	GER 	19:28	1:19	18:48	39:34
28	3183	Marcio Azevedo Bello	BRA 	19:35	1:55	18:27	39:57
29	3158	Douglas Dempster	GBR 	17:24	2:06	21:17	40:46
30	3179	Derek Hudson	USA 	19:48	1:49	19:55	41:31
31	3162	Gordon Logan	GBR 	19:38	2:09	20:01	41:48
32	3174	Bakos Dániel	HUN 	21:06	1:44	20:29	43:18
33	3172	Andreas Schulz	GER 	20:23	1:32	21:46	43:40
34	3182	Steven Bouwens	BEL 	21:44	1:44	20:43	44:09
35	3150	Vicens Ripoll Mari	ESP 	20:51	1:38	22:28	44:57
36	3146	Carlos Cobo Corrales	ESP 	22:41	1:49	20:29	44:59
37	3147	Javier López García	ESP 	21:40	2:19	21:25	45:23
38	3164	Leigh Pilgrim	GBR 	23:18	1:39	20:43	45:39
39	3185	Emiliano Castro Oliveira	BRA 	21:13	1:33	23:01	45:46
40	3188	François Sorin	CAN 	23:17	2:47	19:47	45:50
41	3184	Marcelo Castro	BRA 	21:51	2:16	23:03	47:10
42	3166	Paul Schroder	GBR 	22:12	2:05	23:13	47:29
43	3181	Christopher Navin	USA 	23:22	1:36	23:23	48:19
44	3161	Ben Heatt-Smith	GBR 	23:11	2:01	23:59	49:10
45	3180	Michael Krisle	USA 	26:38	2:07	24:15	52:59
	3186	Leonardo Santedicola Andrade	BRA 	17:23	2:06	—	—

2023 Aquathlon World Championships Ibiza

Age group - Results by category

Age 45-49 Male

Cat.R.	Bib	Name	Country	Swim	1st Transition	Finish (Run)	Finish Time
1	3204	Mateo Pesquer Campos	ESP 	14:27	1:08	17:09	32:42
2	3211	Matthew Barnes	GBR 	15:35	1:11	16:52	33:36
3	3209	Lionel Roye	FRA 	16:17	1:09	16:26	33:52
4	3208	Olivier Oesterle	FRA 	15:34	1:24	17:41	34:38
5	3240	Tiago Borges	BRA 	15:35	1:26	18:08	35:08
6	3239	Luke Caldwell	AUS 	14:23	1:08	19:44	35:15
7	3233	Bruno Grilo	POR 	16:29	1:20	17:37	35:24
8	3224	Danny Thompson	GBR 	14:55	1:27	19:10	35:31
9	3242	Leandro Roberto Ferreira	BRA 	16:18	1:21	17:57	35:35
10	3247	Gordon Ngan	CAN 	15:04	1:34	19:12	35:49
11	3210	Xavier Tupet	FRA 	15:50	1:10	19:02	36:01
12	3232	Rui Duarte	POR 	15:50	1:19	19:04	36:12
13	3200	RaÚl Carrizosa Pedrol	ESP 	16:02	1:17	19:08	36:27
14	3201	Pablo García Altarribas	ESP 	17:46	1:35	17:51	37:11
15	3214	Nigel Gaskin	GBR 	16:20	1:41	19:26	37:26
16	3216	Rhys Harries	GBR 	18:03	1:30	17:56	37:28
17	3245	Serge Blais	CAN 	15:32	1:31	20:29	37:31
18	3230	Ralph Van Dijk	NED 	16:49	1:44	19:20	37:52
19	3205	Alexandre Romeo Comas	ESP 	17:45	1:44	19:02	38:29
20	3229	Matteo Caridi	ITA 	17:41	1:29	19:52	39:01
21	3236	Chris Costales	USA 	16:24	1:35	21:33	39:31
22	3226	Mark Wilson	GBR 	18:34	1:33	20:17	40:23
23	3218	Kevin Morice	GBR 	20:02	1:32	19:09	40:41
24	3219	Phil Newton	GBR 	19:52	1:28	19:31	40:50
25	3220	Steven Paine	GBR 	16:33	1:43	22:45	41:00
26	3206	Javier Cecilio Salgado Algarrada	ESP 	20:11	1:33	19:35	41:18
27	3227	Dale Woolley	GBR 	20:02	1:50	19:27	41:18
28	3215	Konstantin Gayduk	GBR 	18:22	1:47	21:28	41:37
29	3222	Mehmet Shoukru	GBR 	20:06	2:02	19:32	41:39
30	3213	James Coleman	GBR 	20:30	1:48	19:50	42:08
31	3199	Ernest Aguilar Soriano	ESP 	17:42	1:49	23:20	42:51
32	3203	Carlos Merino Lluy	ESP 	21:54	1:49	19:17	42:58
33	3234	Marc Stettler	SUI 	17:47	2:22	23:57	44:05
34	3225	Mark Wilcock	GBR 	19:42	1:52	22:53	44:26
35	3249	Branislav Zehnálek	SVK 	17:45	1:52	24:56	44:33
36	3244	Luiz Aparecido Ruela Da Silva Assuncao	BRA 	22:42	2:14	19:46	44:41
37	3223	Digby Spencer-Lewis	GBR 	20:09	1:53	22:47	44:47
38	3241	Cleber Castro	BRA 	20:58	1:33	22:35	45:05
39	3238	James Wilson	USA 	20:07	2:23	23:37	46:06
40	3231	Jonathan Gray	NZL 	19:27	2:08	24:50	46:24
41	3246	Manuel Fernandez	CAN 	21:22	2:34	22:43	46:38
42	3243	Gustavo Onozato Ushimaru	BRA 	20:41	1:51	24:40	47:12
43	3217	Ashley Kirkham	GBR 	21:28	1:54	24:01	47:22
44	3248	Fares Mohamed	EGY 	17:45	2:04	27:39	47:27
45	3212	Justin Brearley Smith	GBR 	22:40	2:07	25:20	50:05
46	3235	Mario Calvo	USA 	26:15	2:03	21:53	50:10
47	3202	Juan Carlos Martinez Guiot	ESP 	22:35	3:17	26:08	52:00

2023 Aquathlon World Championships Ibiza

Age group - Results by category

Age 50-54 Male

Cat.R.	Bib	Name	Country	Swim	1st Transition	Finish (Run)	Finish Time
1	3293	Gianpietro De Faveri	ITA 	14:10	1:27	18:17	33:54
2	3263	Mario Rosell Rosique	ESP 	15:32	1:15	17:33	34:19
3	3264	Armel Le Floch	FRA 	16:27	1:30	16:53	34:49
4	3256	Eduardo Martín Molina	ESP 	16:33	1:12	17:26	35:10
5	3270	Steven Carragher	GBR 	17:02	1:04	17:07	35:13
6	3285	Timothy Watson	GBR 	16:14	1:19	17:43	35:16
7	3265	Gregory Lefebvre	FRA 	15:30	1:19	18:58	35:47
8	3268	Ed Buckley	GBR 	16:19	1:37	18:13	36:08
9	3262	Antonio Luis Ramírez Durán	ESP 	15:57	1:15	19:19	36:30
10	3304	Dietmar Haiböck	AUT 	15:26	1:31	19:35	36:32
11	3266	Fairhurst Peter	FRA 	16:27	1:26	18:43	36:35
12	3253	Victor Dobano Lazaro	ESP 	16:40	1:12	18:48	36:39
13	3282	Neil Phillips	GBR 	16:27	1:28	18:50	36:44
14	3284	James Repper	GBR 	17:52	1:26	17:32	36:49
15	3267	Sebastien Sudrie	FRA 	16:44	1:39	18:37	36:59
16	3294	Bjorn Nostvik	NOR 	17:09	1:35	18:17	37:00
17	3281	Fergus McDowall	GBR 	16:24	1:17	19:23	37:03
18	3274	Rob Davis	GBR 	16:22	1:34	19:09	37:05
19	3259	David Parra Villalobos	ESP 	16:47	1:35	18:59	37:19
20	3273	Tim Coolican	GBR 	17:48	1:29	18:06	37:21
21	3287	Ole Jacobsen	GER 	16:22	1:46	19:20	37:27
22	3278	Steven Horner	GBR 	15:51	1:36	20:20	37:46
23	3288	Kai Müller	GER 	15:32	1:49	20:47	38:07
24	3279	Peter Hulme	GBR 	17:50	1:34	19:32	38:55
25	3299	Andrew Farrell	USA 	16:08	1:38	21:12	38:57
26	3305	Wagner Miranda	BRA 	16:38	1:28	20:58	39:04
27	3308	Gaston Mogollones	CAN 	19:18	1:28	18:59	39:44
28	3295	Jerym Brunton	NZL 	19:41	2:18	18:35	40:32
29	3290	Eddie Burton	IRL 	18:42	2:06	19:47	40:34
30	3254	Joan Carles Garcia Carpena	ESP 	19:34	1:40	19:56	41:09
31	3260	Agustin Puigdomenech Alcaraz	ESP 	18:40	1:40	21:13	41:31
32	3280	Richard Johnstone	GBR 	19:46	1:37	20:24	41:45
33	3255	Luis Gavilan Ordonez	ESP 	17:35	2:06	22:53	42:33
34	3277	Will Harding	GBR 	21:37	1:30	19:44	42:50
35	3269	Daniel Bunn	GBR 	16:59	1:55	24:06	42:59
36	3297	Kristof Milne	NZL 	17:30	1:51	24:01	43:21
37	3275	Paul Denton	GBR 	17:12	1:55	24:26	43:32
38	3272	Mark Collins	GBR 	20:02	2:24	21:17	43:42
39	3300	Galvin Kennedy	USA 	21:05	1:54	21:08	44:05
40	3291	Jonny Gregg	IRL 	22:07	1:31	20:34	44:11
41	3271	Michael Shaun Coggon	GBR 	20:00	2:11	22:12	44:22
42	3307	Jaume Gomis	CAN 	17:10	2:24	25:01	44:34
43	3298	Walter Accessor	USA 	20:55	1:54	22:36	45:24
44	3292	Ofir Gavriel Tzuman	ISR 	22:18	1:57	21:21	45:35
45	3276	John Gildea	GBR 	21:44	1:26	22:51	46:00
46	3296	Paul Miller	NZL 	21:35	1:44	23:26	46:45
47	3302	Scott Shaw	USA 	24:47	1:50	24:58	51:34
48	3306	Ricardo De Carvalho Rego	BRA 	24:18	1:58	26:47	53:02
49	3261	Carlos Andres Ramirez Duarte	ESP 	24:54	3:12	25:06	53:12
50	3309	Andres Plazas	CAN 	26:04	1:56	26:21	54:21
51	3257	Eusebio Noguera Pujol	ESP 	25:18	4:33	28:26	58:15
52	3301	Kirk Purkiser	USA 	27:59	2:55	29:13	1:00:06
	3286	Niek White	GBR 	16:24	—	—	—

2023 Aquathlon World Championships Ibiza

Age group - Results by category

Age 55-59 Male

Cat.R.	Bib	Name	Country	Swim	1st Transition	Finish (Run)	Finish Time
1	3344	Grzegorz Zgliczynski	POL 	16:06	1:19	18:02	35:27
2	3314	Hector Colom Casassanyes	ESP 	16:27	1:18	17:45	35:29
3	3326	David Gandon	FRA 	15:27	1:12	19:00	35:39
4	3320	Gonzalo Martin Santana	ESP 	16:07	1:21	18:35	36:03
5	3347	Martin Skalnik	SVK 	16:11	1:21	18:38	36:09
6	3323	Amand Redondo Brunet	ESP 	16:45	1:13	19:33	37:30
7	3335	Sean Kinsey	GBR 	15:24	1:23	21:39	38:25
8	3351	John Myers	USA 	16:27	1:40	20:58	39:04
9	3340	Mark Salway	GBR 	16:34	2:22	20:34	39:29
10	3338	James Panton	GBR 	18:00	1:34	20:13	39:47
11	3357	Norbert Nagl	AUT 	16:10	1:41	22:09	39:58
12	3316	Juan Enrique Espana Jimenez	ESP 	17:59	1:36	21:04	40:39
13	3355	Richard Scolyer	AUS 	20:39	1:30	19:39	41:48
14	3341	Mark Scott	GBR 	16:29	2:01	23:28	41:57
15	3319	Juan Antonio Madueno Calderon	ESP 	21:34	1:23	19:11	42:07
16	3322	Andreu Raymond De La Nougared	ESP 	19:51	1:37	21:03	42:29
17	3327	Mark Birrell	GBR 	21:14	1:54	19:41	42:48
18	3325	Jose Antonio Valencia Aparicio	ESP 	20:27	1:27	21:05	42:59
19	3345	Paul Ingpen	RSA 	19:11	1:43	22:17	43:11
20	3332	Adrian Feasby	GBR 	20:22	1:39	21:21	43:21
21	3331	Paul Elsey	GBR 	20:35	1:37	21:43	43:54
22	3356	Michael Wilson	AUS 	21:39	1:30	21:32	44:40
23	3346	Rudolf Krizik	SVK 	20:46	1:44	22:11	44:40
24	3337	Peter Murphy	GBR 	21:05	1:47	22:04	44:55
25	3348	Ed Baetzold	USA 	16:45	1:56	26:29	45:09
26	3329	Peter Clayton	GBR 	19:58	1:43	23:36	45:17
27	3333	John Fitzpatrick	GBR 	22:03	1:15	22:13	45:30
28	3336	Neil Millican	GBR 	19:53	1:42	24:01	45:36
29	3343	Barry Herbison	NZL 	20:10	1:31	24:07	45:47
30	3330	Steven Covey	GBR 	21:45	2:02	22:09	45:55
31	3358	Marcelo Luiz Fernandes Ferraz	BRA 	23:54	2:08	20:31	46:33
32	3342	Mark Esselink	NZL 	24:55	2:02	19:40	46:36
33	3317	Francisco Javier Fernandez Soriano	ESP 	21:14	2:07	23:21	46:41
34	3321	Daniel Portella Coll	ESP 	23:13	2:01	21:47	47:00
35	3353	Harry Riggs	USA 	22:33	2:07	24:20	48:59
36	3315	Manuel Cuadrado Sanguino	ESP 	24:02	1:56	23:17	49:14
37	3328	Phillip Cannell	GBR 	29:50	2:52	24:19	57:00
38	3354	Jeff Schreiber	USA 	30:04	2:59	25:10	58:12
39	3349	David Carfagno	USA 	29:13	3:18	28:10	1:00:40
40	3350	Steven Heller	USA 	36:04	3:14	31:15	1:10:32

2023 Aquathlon World Championships Ibiza

Age group - Results by category



























Age 60-64 Male

Cat.R.	Bib	Name	Country	Swim	1st Transition	Finish (Run)	Finish Time
1	3376	Matthew Stone	GBR 	17:49	1:44	18:43	38:15
2	3401	Petr Schmidt	CZE 	15:34	1:53	22:03	39:29
3	3365	Javier Dominguez Munoz	ESP 	17:54	1:42	20:02	39:37
4	3380	Carlo Simongini	ITA 	19:50	1:37	18:31	39:57
5	3377	Andy Williams	GBR 	18:57	1:48	20:31	41:14
6	3366	Alejandro Nemina Gil	ESP 	18:26	2:18	20:43	41:26
7	3394	Michael Dixon	AUS 	18:35	1:37	21:38	41:49
8	3369	Michael Edge	GBR 	18:56	1:47	21:35	42:17
9	3384	David Scott	NZL 	20:15	2:01	20:39	42:53
10	3392	James Rolette	USA 	20:29	1:53	21:05	43:26
11	3395	Craig Elvish	AUS 	18:53	1:37	23:23	43:52
12	3374	David Robbins	GBR 	20:19	1:42	22:01	44:01
13	3387	Edward Ellison	USA 	18:45	2:01	23:18	44:03
14	3371	Mark King	GBR 	22:48	2:12	19:55	44:55
15	3397	Ricardo De Miranda Kleiner	BRA 	18:18	1:52	25:24	45:33
16	3381	Hector Ordaz Castillo	MEX 	22:40	2:18	21:30	46:27
17	3370	Mark Harney	GBR 	23:35	1:35	22:13	47:22
18	3378	Denis Williams	GBR 	26:09	1:36	19:48	47:32
19	3391	Andrew Palowitch	USA 	21:34	1:54	24:08	47:35
20	3386	Peter Boncelet	USA 	23:29	1:58	23:28	48:54
21	3383	Peter Nock	NZL 	19:35	2:18	27:57	49:49
22	3382	Kevin Hunt	NZL 	22:14	3:02	25:01	50:16
23	3373	Kevin Purnell	GBR 	21:06	3:48	25:28	50:21
24	3390	Christopher Novak	USA 	25:15	2:11	23:19	50:44
25	3375	Lewis Saunders	GBR 	22:53	2:20	25:58	51:11
26	3399	Jeff Shmoorkoff	CAN 	27:29	2:19	23:38	53:25
27	3367	Mariano José Otal Faba	ESP 	26:24	2:29	25:57	54:49
28	3398	Ab Doyle	CAN 	24:09	2:25	29:15	55:48
29	3368	Antonio Temprano Sanchez	ESP 	29:21	2:38	27:16	59:15
30	3396	Joachim Rathbauer	AUT 	40:16	1:54	20:49	1:02:58
31	3393	Garry Young	USA 	32:27	4:14	29:10	1:05:50
32	3388	Dave Mandelkern	USA 	31:20	5:05	31:08	1:07:32
33	3389	Mark McKenzie	USA 	29:01	3:51	44:19	1:17:09

2023 Aquathlon World Championships Ibiza

Age group - Results by category



Age 65-69 Male

Cat.R.	Bib	Name	Country	Swim	1st Transition	Finish (Run)	Finish Time
1	3407	Patrick Ahern	GBR 	19:42	1:23	20:49	41:53
2	3408	Neil Arundel	GBR 	18:44	1:49	21:57	42:30
3	3422	Louis Almekinders	USA 	18:42	1:59	22:38	43:19
4	3406	Alain Greco	FRA 	18:59	1:51	22:33	43:22
5	3432	Jon Hooper	CAN 	19:23	2:05	22:29	43:56
6	3420	Raffaele Buonocore	ITA 	20:20	1:38	22:48	44:45
7	3409	Michael Battersby	GBR 	18:47	1:56	24:21	45:03
8	3428	Phillip Hermitage	AUS 	20:22	1:47	23:57	46:05
9	3415	Lindsay Young	GBR 	20:19	2:04	23:46	46:08
10	3418	Hinnerk Timme	GER 	22:44	2:04	21:38	46:25
11	3413	Michael Lisle	GBR 	19:52	2:09	24:40	46:40
12	3429	Gregory Leamon	AUS 	22:02	2:16	23:09	47:26
13	3430	Günther Resch	AUT 	23:13	2:33	23:58	49:44
14	3410	Keith Bradshaw	GBR 	22:10	2:15	25:28	49:52
15	3419	Kurt Tohermes	GER 	24:01	1:38	25:37	51:16
16	3412	Robert King	GBR 	24:18	3:23	23:52	51:32
17	3414	Tony Main	GBR 	23:56	2:06	25:47	51:49
18	3423	Oscar Contreras	USA 	24:06	3:01	24:55	52:02
19	3425	Michael Felicissimo	USA 	25:36	3:11	26:53	55:39
20	3431	Luiz Alberto Fermino	BRA 	27:11	2:40	26:56	56:45
21	3416	Martin Epkenhans	GER 	24:32	3:43	29:04	57:19
22	3424	Gerardo Corbato	USA 	29:46	2:00	27:13	58:57
23	3405	Manuel Martín Fernández	ESP 	30:00	2:44	27:09	59:52
24	3411	Mick Joyce	GBR 	32:02	3:11	25:25	1:00:37
25	3427	Joe Parks	USA 	36:44	3:24	40:44	1:20:50
26	3426	Dick Moore	USA 	24:23	4:23	54:32	1:23:16

2023 Aquathlon World Championships Ibiza

Age group - Results by category








Age 70-74 Male

Cat.R.	Bib	Name	Country	Swim	1st Transition	Finish (Run)	Finish Time
1	3439	Alain Maubras	FRA 	20:29	1:56	22:46	45:09
2	3444	Philip Kidd	GBR 	25:05	1:53	22:27	49:25
3	3450	Steve Polley	USA 	22:34	1:50	25:23	49:46
4	3447	Hjalmar Schiotz	NOR 	22:38	2:27	25:03	50:08
5	3445	Graham Le Good	GBR 	25:21	2:03	22:53	50:17
6	3443	Ted Hamilton	GBR 	22:39	1:52	26:35	51:06
7	3437	Josep Colome Somoza	ESP 	24:15	2:39	25:07	52:00
8	3440	Paul Bennett	GBR 	24:08	2:05	25:50	52:02
9	3451	Bill Smith	USA 	23:31	2:31	26:36	52:37
10	3449	Gary Gorman	USA 	24:37	3:03	30:51	58:30
11	3442	Geoff Enoch	GBR 	26:06	2:51	31:04	1:00:01
12	3448	Kelvin Coppock	USA 	22:36	3:12	35:15	1:01:02
13	3441	Tony Clements	GBR 	28:50	4:11	31:15	1:04:14
14	3438	Francisco Gala Pla	ESP 	32:20	3:43	28:25	1:04:27
15	3436	Luis Javier Aulet Marrero	ESP 	25:40	3:08	38:09	1:06:56
16	3454	William Place	CAN 	30:49	3:29	33:34	1:07:51

2023 Aquathlon World Championships Ibiza

Age group - Results by category

Age 75-79 Male

Cat.R.	Bib	Name	Country	Swim	1st Transition	Finish (Run)	Finish Time
1	3458	Peter Grünebach	GER 	22:03	2:07	25:00	49:09
2	3455	Michael Smallwood	GBR 	22:05	2:24	25:01	49:30
3	3457	Douglas Wood	GBR 	25:19	2:31	28:23	56:12
4	3464	Ed Cook	CAN 	27:07	3:47	33:13	1:04:06
5	3460	Larry Nelson	USA 	30:19	3:53	32:28	1:06:40
6	3461	Douglas Stewart	USA 	31:59	3:18	32:35	1:07:51
7	3459	Paul Bloom	USA 	28:41	5:01	41:06	1:14:47

2023 Aquathlon World Championships Ibiza

Age group - Results by category

Age 80-84 Male

Cat.R.	Bib	Name	Country	Swim	1st Transition	Finish (Run)	Finish Time
1	3468	Robert Plant	USA 	24:10	2:39	27:47	54:35
2	3466	Miguel Vidal Galindo	ESP 	34:56	3:26	32:04	1:10:25
3	3467	Gherardo Mercati	ITA 	34:01	5:41	37:50	1:17:31

2023 Aquathlon World Championships Ibiza

Age group - Results by category











Age 85-89 Male

Cat.R.	Bib	Name	Country	Swim	1st Transition	Finish (Run)	Finish Time
1	3469	John Weber	USA 	28:34	9:27	48:48	1:26:48

2023 Aquathlon World Championships Ibiza

Age group - Results by category













Age 18-19 Female

Cat.R.	Bib	Name	Country	Swim	1st Transition	Finish (Run)	Finish Time
1	3475	Catarina Felício Santos	POR 	16:28	1:10	18:12	35:48
2	3471	Imogen Nicole Bungay	GBR 	16:02	1:22	19:10	36:33
3	3473	Meisha Trend-Evans	GBR 	15:35	1:12	19:55	36:42
4	3472	Eliza Radclyffe	GBR 	15:45	1:08	21:26	38:18
5	3470	Maisie Ballantyne	GBR 	18:14	1:44	21:00	40:57
6	3477	Alexandra Holt	AUS 	17:10	1:29	23:58	42:36
7	3474	Faye Morrissey	IRL 	17:34	1:37	24:23	43:33
8	3478	Emily Scolyer	AUS 	18:30	1:23	26:07	45:59
9	3476	Jay Young	USA 	16:15	1:37	30:39	48:30
10	3480	Aisha Sanad	EGY 	20:24	2:06	28:03	50:33

2023 Aquathlon World Championships Ibiza

Age group - Results by category



























Age 20-24 Female

Cat.R.	Bib	Name	Country	Swim	1st Transition	Finish (Run)	Finish Time
1	3488	Sophie Boehler	GBR 	16:46	1:18	19:33	37:36
2	3490	Melissa Morgan	GBR 	16:49	1:21	19:50	37:59
3	3486	Nia Ita Almond	GBR 	18:00	1:21	19:08	38:27
4	3487	Abigail Barnes	GBR 	16:02	1:25	21:31	38:57
5	3494	Ana Paula Henriques	BRA 	16:32	1:45	20:59	39:15
6	3483	Carolina Frías Pérez	ESP 	17:07	1:19	21:32	39:57
7	3482	Maia Abdolcadir Rodríguez	ESP 	17:54	1:19	21:18	40:30
8	3485	Clara Peso Dominguez	ESP 	16:54	1:33	23:08	41:33
9	3489	Toni Moore	GBR 	19:06	1:21	22:03	42:29
10	3495	Yara Bayoumi	EGY 	17:32	1:29	23:48	42:48
11	3493	India Biesse Fitton	AUS 	17:31	1:59	24:10	43:38
12	3484	Lara Nevado Comerón	ESP 	28:40	2:16	25:21	56:15

2023 Aquathlon World Championships Ibiza

Age group - Results by category


























Age 25-29 Female

Cat.R.	Bib	Name	Country	Swim	1st Transition	Finish (Run)	Finish Time
1	3508	Emily Legg	GBR 	15:33	1:14	19:09	35:55
2	3515	Vanessa Andreetta	ITA 	15:08	1:21	20:29	36:57
3	3523	Katherine Smith	AUS 	15:39	1:34	20:25	37:37
4	3518	Suzanne Brummel	NED 	16:47	1:23	19:38	37:47
5	3502	Maéva Doutau	FRA 	17:25	1:27	19:01	37:53
6	3504	Jessica Caughtry	GBR 	15:36	1:29	21:13	38:17
7	3511	Emily Varley	GBR 	17:03	1:44	20:00	38:46
8	3510	Hannah Smith	GBR 	18:58	1:20	19:34	39:52
9	3512	Cathryn Williams	GBR 	17:31	1:20	21:20	40:10
10	3519	Rebecca Swainson	NZL 	18:06	1:30	20:53	40:27
11	3500	Meritxell Sanchez Codorniu	ESP 	17:11	1:34	22:27	41:12
12	3526	Alyssa Stewart	CAN 	18:21	1:40	21:21	41:22
13	3509	Eve Sealy	GBR 	19:53	1:36	19:54	41:22
14	3503	Emma Beckwith	GBR 	17:55	1:20	22:18	41:32
15	3501	Jeanne Courbe	FRA 	17:22	1:16	23:07	41:44
16	3513	Emily Young	GBR 	19:30	1:24	21:02	41:55
17	3506	Catriona Forsyth	GBR 	18:54	1:34	21:54	42:21
18	3514	Kanizsa Gabriella	HUN 	18:23	1:29	22:34	42:25
19	3507	Emma Holt	GBR 	20:22	1:25	21:05	42:51
20	3505	Francesca Durbin	GBR 	19:22	1:11	22:39	43:12
21	3497	Guiomar Benavides Lopez	ESP 	18:10	1:34	23:31	43:14
22	3520	Bianka Moreno	PAN 	20:27	1:24	22:21	44:12
23	3516	Antonella Bruno	ITA 	19:19	1:58	22:55	44:12
24	3498	Maria Del Rosario Munoz Condes	ESP 	24:05	2:04	23:09	49:17
25	3499	Alba Nevado Comerón	ESP 	30:01	1:59	25:18	57:17
26	3522	Anna Sheridan	USA 	25:28	3:07	35:37	1:04:11

2023 Aquathlon World Championships Ibiza

Age group - Results by category














Age 30-34 Female

Cat.R.	Bib	Name	Country	Swim	1st Transition	Finish (Run)	Finish Time
1	3535	Fern Gardner	GBR 	16:29	1:13	19:03	36:44
2	3545	Brit Tate	GBR 	16:43	1:23	20:24	38:30
3	3538	Stephanie Millin	GBR 	16:36	1:40	20:21	38:36
4	3551	Kristen Doster	USA 	18:22	1:07	19:16	38:43
5	3541	Sarah Osborne	GBR 	17:48	1:26	19:44	38:57
6	3543	Nicky Savill	GBR 	18:47	1:26	18:52	39:04
7	3552	Vanessa Urbanz	AUT 	17:18	1:22	20:47	39:26
8	3547	Louise Whitting	GBR 	18:17	1:34	19:57	39:47
9	3540	Hayley Newman	GBR 	17:28	1:31	20:53	39:52
10	3530	Alcazar Braojos Fernandez	ESP 	18:36	1:18	20:57	40:51
11	3534	Charlotte Farminer	GBR 	16:27	1:35	23:23	41:24
12	3550	Tamara Novak	NZL 	18:15	1:23	22:09	41:45
13	3546	Lucy Wallduck	GBR 	18:35	1:31	22:23	42:28
14	3536	Sophie Hunt	GBR 	22:09	1:27	18:59	42:34
15	3544	Georgina Tasker	GBR 	18:55	1:27	22:16	42:37
16	3537	Becky Langman	GBR 	17:14	1:21	24:37	43:11
17	3539	Judith Mottram	GBR 	19:36	1:31	22:07	43:12
18	3542	Natasha Perks	GBR 	20:54	-	-	43:55
19	3549	Giulia Sciortino	ITA 	20:20	1:43	22:02	44:05
20	3548	Roisin O'Dwyer-Mazur	IRL 	20:46	1:34	24:01	46:20
21	3554	Giselle Lyra Rodrigues Franca	BRA 	23:47	1:58	23:08	48:53
22	3531	Maria Martín Recio	ESP 	23:31	2:08	23:49	49:27
23	3532	Pilar Pedroso Martín	ESP 	22:46	2:02	25:20	50:07
24	3553	Ana Carolina Barros Ramos	BRA 	22:56	1:31	27:35	52:02
25	3533	Victoria Rubio Bartolomé	ESP 	25:31	1:40	25:08	52:18

2023 Aquathlon World Championships Ibiza

Age group - Results by category

Age 35-39 Female

Cat.R.	Bib	Name	Country	Swim	1st Transition	Finish (Run)	Finish Time
1	3568	Amy Walker	GBR 	16:54	1:30	19:15	37:38
2	3567	Kara McKenzie-Tait	GBR 	17:12	1:23	19:54	38:28
3	3574	Julie Demers	USA 	16:26	2:11	20:11	38:47
4	3580	Chelsea Raymond	CAN 	16:59	1:14	20:42	38:55
5	3569	Angie Keen	NZL 	18:12	1:01	20:12	39:24
6	3579	Luciana Celestino Dos Santos	BRA 	17:23	1:08	21:20	39:51
7	3557	Jennifer Garcia Jimenez	ESP 	18:17	1:25	20:34	40:14
8	3565	Jennifer Lovelock	GBR 	20:40	1:21	19:35	41:35
9	3570	Susan O'Brien	NZL 	19:45	1:35	20:20	41:38
10	3560	Emma Green	GBR 	19:53	1:40	20:19	41:52
11	3575	Katherine Gage	USA 	17:48	1:45	22:59	42:31
12	3563	Sasha Jones	GBR 	17:28	1:16	23:59	42:42
13	3558	Alba Lopez Calero	ESP 	20:10	1:27	21:26	43:02
14	3576	Megan Newton	USA 	20:18	1:33	21:59	43:48
15	3561	Natasha Harvey	GBR 	22:06	1:35	20:10	43:50
16	3562	Stephanie Jackson-Horner	GBR 	19:51	1:08	23:35	44:33
17	3559	Francesca Alford	GBR 	21:08	1:37	22:30	45:14
18	3566	Lucy May	GBR 	22:58	2:35	21:28	47:01
19	3564	Lauren Keeler	GBR 	22:11	1:53	24:22	48:26
20	3572	Carissa Chambers	USA 	24:11	2:10	22:24	48:45
21	3573	Amy Chaplygin	USA 	21:50	1:45	25:31	49:05
22	3577	Jamie Robertson	USA 	25:01	2:42	26:17	54:00
23	3571	Yulia Burtseva	USA 	25:52	3:12	25:52	54:55
24	3581	Sarah Mahgoub	EGY 	33:13	4:14	31:52	1:09:18

2023 Aquathlon World Championships Ibiza

Age group - Results by category































Age 40-44 Female

Cat.R.	Bib	Name	Country	Swim	1st Transition	Finish (Run)	Finish Time
1	3593	Victoria Cole	GBR 	16:35	1:17	20:38	38:30
2	3586	Esther Ramos Martinez	ESP 	19:06	1:35	18:09	38:50
3	3607	Danica Bonello Spiteri	MLT 	17:04	1:26	20:43	39:11
4	3595	Veronica Green-Jones	GBR 	17:15	1:34	20:45	39:32
5	3615	Sarah Newcomb-Baker	USA 	16:43	1:26	21:35	39:43
6	3597	Kathryn Holm	GBR 	17:13	1:59	21:04	40:15
7	3596	Vicki Grice	GBR 	16:37	1:39	22:01	40:16
8	3603	Katie Wright	GBR 	18:00	1:25	20:54	40:18
9	3590	Louisa Bellamy	GBR 	17:11	1:49	21:42	40:41
10	3588	Pauline Berger	FRA 	16:28	1:37	22:53	40:58
11	3598	Michelle Reid	GBR 	16:34	1:35	23:15	41:24
12	3592	Rachel Cameron	GBR 	19:03	1:51	21:06	41:59
13	3621	Carla Rodriguez Dimitrescu	CAN 	19:01	1:43	21:20	42:03
14	3604	Sara Tognini	ITA 	19:16	2:03	20:54	42:12
15	3601	Sandra Weir	GBR 	19:58	1:42	21:10	42:49
16	3606	Megan Lea Wohlschlaeger	MEX 	20:13	1:20	21:21	42:53
17	3602	Kathy Wellam	GBR 	19:47	1:26	21:50	43:02
18	3600	Vicky Tester	GBR 	20:59	1:56	20:23	43:18
19	3609	Monika Ożarowska	POL 	18:22	1:45	23:41	43:47
20	3591	Lyndsey Blair	GBR 	18:59	1:32	23:40	44:10
21	3612	Shannon Dee	USA 	19:10	1:57	23:30	44:35
22	3613	Kristy Kintop	USA 	19:47	1:46	24:02	45:33
23	3614	Melissa Langworthy	USA 	20:48	1:58	22:49	45:34
24	3594	Victoria Doran	GBR 	21:20	1:48	22:44	45:50
25	3622	Stephanie Smith	CAN 	19:11	1:50	24:58	45:58
26	3617	Renata Renata Ramos Portelli Magalhaes	BRA 	20:36	1:55	23:37	46:07
27	3589	Rachel Bell	GBR 	20:51	1:42	23:52	46:24
28	3585	Pilar Porta Figuerola	ESP 	22:16	1:52	22:46	46:52
29	3610	Telani Webber	RSA 	21:18	1:58	24:03	47:18
30	3608	Katarzyna Gniot	POL 	21:28	1:49	24:34	47:51
31	3618	Iuska Sampaio Cunha	BRA 	23:14	1:41	23:36	48:30
32	3599	Rachel Smith	GBR 	21:48	2:06	24:50	48:43
33	3619	Claire Laing	CAN 	22:53	2:44	23:27	49:03
34	3605	Carolina Restrepo Sanchez	MEX 	25:30	1:57	22:07	49:33
35	3611	Veronika Bojtsova	USA 	25:29	1:53	24:46	52:07
36	3616	Tatsiana Tarasava	USA 	25:27	2:01	27:12	54:39
37	3620	Dorothee Philippon	CAN 	25:26	2:38	27:01	55:05
38	3584	Leire Gutiérrez Tubet	ESP 	28:56	2:09	26:41	57:45

2023 Aquathlon World Championships Ibiza

Age group - Results by category

Age 45-49 Female

Cat.R.	Bib	Name	Country	Swim	1st Transition	Finish (Run)	Finish Time
1	3641	Sarah Richardson	GBR 	17:01	1:05	18:43	36:48
2	3637	Samantha Lake	GBR 	16:25	1:26	19:10	37:01
3	3644	Sione Jongstra	NED 	17:00	1:19	20:07	38:25
4	3631	Becky Coleman	GBR 	17:26	1:22	20:13	39:00
5	3636	Gwen Kinsey	GBR 	16:16	1:24	22:22	40:01
6	3655	Siubhan Drinnan	CAN 	16:50	1:49	22:21	40:59
7	3635	Ann Hartland	GBR 	19:03	1:30	21:12	41:44
8	3633	Yvonne Gajny	GBR 	19:05	1:43	23:12	43:59
9	3639	Tracy MacInnes	GBR 	19:07	1:42	23:31	44:19
10	3642	Alison Smith	GBR 	21:15	2:02	21:07	44:23
11	3630	Jo Burkett	GBR 	20:45	1:46	22:33	45:02
12	3632	Jenny Fowler	GBR 	21:33	1:30	22:02	45:04
13	3638	Rebecca Mace	GBR 	20:31	1:39	23:10	45:19
14	3628	Anna Salvador Gazquez	ESP 	20:44	2:13	23:21	46:17
15	3653	Valeria Goncalves Carazzai De Castro	BRA 	20:08	2:04	24:22	46:33
16	3634	Helen Godfrey	GBR 	18:56	1:42	26:23	47:00
17	3626	Isabel Maria Fernandez Lopez	ESP 	20:32	1:51	24:48	47:10
18	3629	Claire Adams	GBR 	22:47	1:40	23:22	47:48
19	3651	Stephanie Hicks	USA 	20:22	2:46	25:45	48:52
20	3656	Cheryl Smith	CAN 	25:37	2:21	22:00	49:57
21	3640	Sharron Ratcliffe	GBR 	22:52	2:18	24:52	50:01
22	3652	Katharine Posner	USA 	21:21	2:22	28:11	51:53
23	3643	Laura Ravelli	ITA 	25:47	1:54	24:19	51:59
24	3648	Nicole Cartier	USA 	21:50	2:04	29:05	52:58
25	3649	Erika Chau	USA 	24:54	2:14	26:38	53:45
26	3627	Laura Paya Rincon	ESP 	21:00	2:26	30:27	53:53
27	3650	Grace Coller	USA 	24:05	2:22	32:11	58:36
28	3654	Cristiane Santos De Morais	BRA 	28:26	2:43	30:53	1:02:00
29	3646	Kathy Miller	NZL 	26:26	3:04	42:48	1:12:17
30	3647	Elizabeth Borja	USA 	34:18	3:04	36:52	1:14:14

2023 Aquathlon World Championships Ibiza

Age group - Results by category

























Age 50-54 Female

Cat.R.	Bib	Name	Country	Swim	1st Transition	Finish (Run)	Finish Time
1	3674	Vanessa Fenton	IRL 	17:43	1:28	19:54	39:04
2	3663	Rachel Barnes	GBR 	19:26	1:31	18:55	39:51
3	3669	Lena Poulton	GBR 	16:47	1:31	22:02	40:20
4	3675	Daniela Calvino	ITA 	16:41	1:54	23:33	42:08
5	3677	Julianna Batizy-Morley	USA 	18:23	1:30	22:34	42:26
6	3673	Katie Young	GBR 	18:18	1:32	22:43	42:33
7	3683	Joanne Primmer	AUS 	17:47	1:44	23:32	43:02
8	3680	Samantha Forde	USA 	20:08	2:51	20:08	43:06
9	3671	Sharon Taylor	GBR 	19:40	1:48	21:54	43:20
10	3666	Hilarie Maisie Johnston	GBR 	19:35	1:43	23:27	44:44
11	3670	Elizabeth Taylor	GBR 	19:31	1:52	25:02	46:24
12	3664	Katie Belkin	GBR 	22:23	2:06	23:08	47:36
13	3678	Erika Binger	USA 	18:07	2:03	27:31	47:41
14	3682	Georgina Long	AUS 	22:37	2:15	24:42	49:33
15	3660	Montserrat Dominguez Cuadros	ESP 	23:50	1:44	24:03	49:36
16	3662	Tracy Baker	GBR 	23:53	2:13	23:53	49:58
17	3665	Fiona Betts	GBR 	25:06	1:54	23:20	50:18
18	3668	Rebecca Peagram	GBR 	20:48	2:02	28:10	51:00
19	3661	Silvia Garcia Xifré	ESP 	24:15	2:01	27:39	53:54
20	3679	Angela Buckley	USA 	23:14	2:27	30:23	56:03
21	3684	Jill Stephen	CAN 	27:50	1:48	29:58	59:34
22	3681	Melinda Hyatt	USA 	23:26	2:21	37:39	1:03:25
23	3676	Kimee Armour	USA 	45:11	3:29	41:21	1:30:00

2023 Aquathlon World Championships Ibiza

Age group - Results by category



















Age 55-59 Female

Cat.R.	Bib	Name	Country	Swim	1st Transition	Finish (Run)	Finish Time
1	3702	Lauren Jensen McGinnis	USA 	17:41	1:25	22:10	41:14
2	3703	Katie McCully	USA 	17:03	1:24	23:19	41:45
3	3700	Alma Darensburg	USA 	17:44	1:30	23:32	42:44
4	3692	Sharon Hill	GBR 	19:32	1:34	23:01	44:05
5	3690	Carol Francis	GBR 	19:14	1:31	23:49	44:33
6	3699	May-Li Cuypers	USA 	20:14	1:42	22:48	44:43
7	3696	Anke Lakies	GER 	22:08	1:18	21:32	44:57
8	3688	Sarah Edmond	GBR 	21:58	1:30	22:56	46:23
9	3693	Ingrid Machell	GBR 	22:08	1:40	23:29	47:17
10	3704	Jennifer Meyer	USA 	18:01	1:30	27:54	47:25
11	3691	Helen French	GBR 	21:04	1:47	24:35	47:26
12	3689	Jane Fontana	GBR 	20:36	2:01	25:38	48:15
13	3694	Gail Nicholls	GBR 	22:23	1:54	24:08	48:24
14	3705	Elaine Smith	USA 	19:46	2:51	26:35	49:10
15	3709	Diana Nakka	CAN 	20:33	1:57	26:48	49:16
16	3707	Pam Bongers	CAN 	22:48	1:50	26:57	51:34
17	3708	Patricia Hernandez	CAN 	23:48	1:41	26:52	52:20
18	3697	Evie Hernández	PAN 	20:43	2:15	30:00	52:57
19	3710	Joelle Stauffer	FRA 	24:38	2:05	26:52	53:34
20	3695	Sophie Warren	GBR 	24:46	1:58	28:11	54:55
21	3698	Ruth Albright	USA 	28:49	3:26	33:00	1:05:14
22	3706	Lisa Thomas	USA 	29:31	3:53	32:56	1:06:20
23	3701	Jane Ireland	USA 	40:16	3:13	47:17	1:30:45
	3687	Rachel Cook	GBR 	19:34	1:29	—	—

2023 Aquathlon World Championships Ibiza

Age group - Results by category

Age 60-64 Female

Cat.R.	Bib	Name	Country	Swim	1st Transition	Finish (Run)	Finish Time
1	3723	Lindsay Mead	GBR 	17:58	2:10	22:36	42:44
2	3738	Marion Hermitage	AUS 	18:26	2:13	22:25	43:03
3	3739	Karen Wood	AUS 	17:22	1:54	24:09	43:24
4	3720	Diane Kidd-Ferguson	GBR 	20:23	1:32	23:02	44:55
5	3732	Karen Kimple	USA 	18:33	2:19	25:01	45:52
6	3737	Amy Rappaport	USA 	21:46	1:52	22:30	46:06
7	3717	Nicola Dick	GBR 	21:13	1:30	25:00	47:43
8	3713	Purificacion Lopez Mahia	ESP 	23:55	2:02	21:56	47:52
9	3721	Louise Le Ray	GBR 	21:22	1:30	25:15	48:06
10	3741	Susan McCallum	CAN 	21:01	2:05	25:05	48:10
11	3722	Margaret Ludden	GBR 	21:10	1:50	25:48	48:46
12	3730	Stacy Creamer	USA 	22:47	2:21	24:18	49:25
13	3734	Nancy Lyon-Stadler	USA 	21:30	2:09	26:15	49:53
14	3714	Cécile Akoun-Gaiffe	FRA 	22:41	1:49	25:28	49:57
15	3735	Gale Moore	USA 	21:43	3:00	25:48	50:30
16	3733	Jodi Lucker	USA 	21:17	2:15	26:59	50:31
17	3729	Jan Smeaton	NZL 	21:31	2:01	27:24	50:55
18	3715	Christien Bird	GBR 	22:25	2:04	26:41	51:08
19	3718	Elsbeth Goodspeed	GBR 	21:04	1:45	28:33	51:21
20	3724	Emma Nixon	GBR 	24:22	1:49	25:33	51:43
21	3726	Angela Boczek	GER 	25:11	1:53	25:28	52:32
22	3728	Sonia Marcela Hernandez Villagomez	MEX 	23:59	2:19	28:31	54:47
23	3716	Debbie Croydon	GBR 	23:14	2:12	29:57	55:23
24	3719	Heather Gould	GBR 	25:53	2:02	29:16	57:10
25	3725	Lesley Watson	GBR 	27:31	2:26	27:19	57:14
26	3743	Jennifer Mohan	USA 	25:14	2:59	37:11	1:05:23
27	3742	Connie Olsen	CAN 	33:00	4:32	30:41	1:08:12
28	3736	Theresa Powless	USA 	31:00	3:24	35:07	1:09:30
29	3727	Adrienne Chin	JAM 	27:34	3:39	40:40	1:11:53
30	3740	Sindy Hooper	CAN 	29:48	4:26	38:34	1:12:47

2023 Aquathlon World Championships Ibiza

Age group - Results by category













Age 65-69 Female

Cat.R.	Bib	Name	Country	Swim	1st Transition	Finish (Run)	Finish Time
1	3752	Julie Robertson	GBR 	18:54	1:26	22:05	42:24
2	3759	Susan Griffin-Kaklikian	USA 	19:56	1:37	24:52	46:24
3	3748	Jane Bell	GBR 	21:28	2:00	24:02	47:29
4	3762	Sharon V Smith	USA 	18:41	2:21	26:31	47:32
5	3750	Beverley Childs	GBR 	19:33	1:51	26:26	47:49
6	3753	Hilda Joan Lennon	IRL 	20:51	1:41	28:12	50:43
7	3745	Montserrat Cuevas Castillo	ESP 	23:48	2:02	26:43	52:33
8	3746	Marie Helene Porta	FRA 	23:01	1:58	28:54	53:52
9	3760	Marti Jameson	USA 	23:43	2:10	28:17	54:10
10	3747	Fiona Barras	GBR 	22:51	2:23	30:17	55:31
11	3761	Jerianne Polley	USA 	27:54	2:40	28:55	59:28
12	3751	Joanna Dipple	GBR 	26:03	2:10	32:30	1:00:42
13	3763	Marianne Hergouth	AUT 	29:30	4:08	30:13	1:03:50
14	3757	Joni Briganti	USA 	23:53	3:42	36:19	1:03:52
15	3765	Janet Markham	CAN 	29:16	3:08	33:50	1:06:13
16	3758	Joan Crisostomo	USA 	25:37	4:01	38:22	1:07:58
17	3764	Glauria Leite	BRA 	34:31	3:58	31:17	1:09:45
18	3755	Blanca Leticia Valdes Coss	MEX 	31:04	3:12	36:40	1:10:56
19	3754	Deirdre Philpott	IRL 	33:22	3:38	39:01	1:16:00
20	3756	Sally Almekinders	USA 	29:21	3:03	47:26	1:19:49

2023 Aquathlon World Championships Ibiza

Age group - Results by category

Age 70-74 Female

Cat.R.	Bib	Name	Country	Swim	1st Transition	Finish (Run)	Finish Time
1	3773	Colleen P Burns	USA 	22:42	3:06	25:17	51:04
2	3772	Rochelle Bloom	USA 	24:49	2:18	28:08	55:14
3	3770	Barbara Walton	GBR 	25:32	3:24	28:54	57:49
4	3777	Cande Olsen	USA 	26:08	2:16	30:32	58:55
5	3779	Judith Reiberg	USA 	26:48	3:35	31:40	1:02:02
6	3768	Julie Gadsden	GBR 	26:33	2:49	34:28	1:03:48
7	3776	Ruth King	USA 	31:46	3:08	29:47	1:04:41
8	3771	Shirley Jean Rolston	NZL 	33:13	3:27	34:55	1:11:33
9	3774	Judi Carbary	USA 	35:01	5:11	31:35	1:11:46
10	3769	Sandra Main	GBR 	35:51	3:46	32:15	1:11:52
11	3778	Billie Pate	USA 	40:11	5:04	51:22	1:36:37
	3780	Maree MacKenzie	AUS 	32:09	—	—	—

2023 Aquathlon World Championships Ibiza

Age group - Results by category

Age 75-79 Female

Cat.R.	Bib	Name	Country	Swim	1st Transition	Finish (Run)	Finish Time
1	3783	Ruth Hamilton	USA 	29:38	3:04	34:14	1:06:55
2	3784	Barbara Kostner	USA 	35:43	5:40	41:47	1:23:09
3	3782	Sarah Artese	USA 	38:29	3:59	40:44	1:23:12

2023 Aquathlon World Championships Ibiza

Age group - Results by category

Age 80-84 Female

Cat.R.	Bib	Name	Country	Swim	1st Transition	Finish (Run)	Finish Time
1	3785	Peggy Crome	GBR 	33:26	4:53	38:48	1:17:06

2023 Aquathlon World Championships Ibiza

Age group - Results by category

Age 85-89 Female

Cat.R.	Bib	Name	Country	Swim	1st Transition	Finish (Run)	Finish Time
1	3786	Luise Easton	USA 	34:47	4:07	49:17	1:28:09