

# 2023 Aquathlon World Championships Ibiza

## Age group - Results by gender

### Age Group Overall Men

Rank	Cat.R.	Bib	Name	Country	Swim	1st Transition	Finish (Run)	Finish Time
1	1	3036	William Atkinson	GBR	14:15	1:05	16:03	31:22
2	2	3035	Katgely Téó	FRA	14:15	1:01	16:18	31:33
3	3	3034	Maxime Tasset	FRA	14:27	1:13	16:49	32:28
4	1	3204	Mateo Pesquer Campos	ESP	14:27	1:08	17:09	32:42
5	1	3081	Sagi Cohen	ISR	14:15	1:09	17:20	32:43
6	4	3045	Oliver Thorogood	GBR	15:45	1:09	15:54	32:48
7	1	3020	Blake Miller	NZL	14:53	1:04	16:54	32:50
8	1	3104	Willian Garcia Jimenez	ESP	15:32	0:59	16:24	32:54
9	2	3072	Sam Barratt	GBR	14:13	1:30	17:18	33:00
10	5	3041	David Robertson	GBR	14:54	1:01	17:06	33:01
11	1	3159	Joel Enoch	GBR	15:30	1:08	16:27	33:03
12	6	3055	Jacob Young	USA	15:18	1:33	16:16	33:06
13	2	3014	Miguel Benito Castellanos	ESP	14:09	1:14	17:50	33:11
14	3	3071	Axel De Poorter	FRA	15:12	1:17	16:47	33:15
15	7	3039	Michael Lewis	GBR	15:19	1:09	16:48	33:15
16	1	3008	André Silva Neves	POR	14:50	1:05	17:31	33:25
17	3	3015	Pedro De La Torre Llobregat	ESP	15:51	1:03	16:38	33:30
18	2	3211	Matthew Barnes	GBR	15:35	1:11	16:52	33:36
19	8	3032	Marc Valdes Manrique	ESP	15:36	1:01	17:01	33:37
20	2	3130	Rafael Batista	POR	15:35	1:08	16:56	33:38
21	9	3033	Pierre Delmotte	FRA	16:19	1:12	16:18	33:48
22	3	3209	Lionel Roye	FRA	16:17	1:09	16:26	33:52
23	2	3173	Thomas Winkelmann	GER	15:16	1:23	17:15	33:53
24	4	3074	Greg Divall	GBR	15:15	1:15	17:25	33:53
25	1	3293	Gianpietro De Faveri	ITA	14:10	1:27	18:17	33:54
26	3	3151	David Rodriguez Lopez	ESP	15:14	1:07	17:36	33:56
27	2	3010	Samuel Wen	USA	14:02	1:26	18:32	33:59
28	5	3091	Romulo Dos Santos	BRA	15:12	1:11	17:46	34:08
29	4	3169	James Wilson	GBR	15:31	1:13	17:28	34:11
30	3	3137	José Edson Vitorino De Souza	BRA	15:34	1:15	17:25	34:12
31	2	3263	Mario Rosell Rosique	ESP	15:32	1:15	17:33	34:19
32	10	3050	Hamad Alkhalidi	KUW	15:13	1:15	17:52	34:19
33	3	3002	Lucas De Santos Fraile	ESP	15:51	1:06	17:31	34:27
34	6	3076	Glenn Mitchell	GBR	16:28	1:09	17:00	34:37
35	4	3208	Olivier Oesterle	FRA	15:34	1:24	17:41	34:38
36	5	3175	Mario Salvador Rubio Ponce De Leon	MEX	15:14	1:18	18:08	34:39
37	4	3003	Marc Vallve Palerm	ESP	15:21	0:58	18:25	34:43
38	11	3043	Benjamin Sommerville	GBR	15:29	1:02	18:15	34:44
39	4	3109	Cedric Labadens	FRA	17:06	1:14	16:27	34:46
40	12	3044	Jordan-Lee Stamp	GBR	15:40	1:05	18:04	34:47
41	3	3264	Armel Le Floch	FRA	16:27	1:30	16:53	34:49
42	13	3042	David Shepherd	GBR	16:35	1:23	16:53	34:49
43	6	3170	Hendrik Becker	GER	16:07	1:14	17:30	34:50
44	5	3117	Craig Jones	GBR	15:46	1:18	17:53	34:57
45	6	3124	Jonathan Webb	GBR	16:25	1:17	17:16	34:58
46	7	3075	Fedor Gorokhovik	GBR	15:15	1:32	18:18	35:04
47	5	3240	Tiago Borges	BRA	15:35	1:26	18:08	35:08
48	8	3069	Alejandro Romero Perez De Tudela	ESP	15:11	1:17	18:43	35:10
49	4	3256	Eduardo Martin Molina	ESP	16:33	1:12	17:26	35:10
50	9	3092	Joao Martins Galvao	BRA	16:23	1:11	17:38	35:10
51	5	3270	Steven Carragher	GBR	17:02	1:04	17:07	35:13
52	6	3239	Luke Caldwell	AUS	14:23	1:08	19:44	35:15
53	6	3285	Timothy Watson	GBR	16:14	1:19	17:43	35:16

# 2023 Aquathlon World Championships Ibiza

## Age group - Results by gender

### Age Group Overall Men

Rank	Cat.R.	Bib	Name	Country	Swim	1st Transition	Finish (Run)	Finish Time
54	14	3048	Andrea Borsacchi	ITA 	15:38	1:05	18:39	35:20
55	7	3123	Robert George Wakefield	GBR 	16:10	1:20	17:52	35:20
56	7	3154	Cyril Escoula	FRA 	15:10	1:09	19:04	35:22
57	7	3233	Bruno Grilo	POR 	16:29	1:20	17:37	35:24
58	1	3344	Grzegorz Zgliczynski	POL 	16:06	1:19	18:02	35:27
59	5	3004	James Johnson	GBR 	16:35	1:15	17:40	35:29
60	2	3314	Hector Colom Casassanyes	ESP 	16:27	1:18	17:45	35:29
61	6	3006	Cole Reid	GBR 	14:48	1:07	19:37	35:31
62	8	3224	Danny Thompson	GBR 	14:55	1:27	19:10	35:31
63	8	3157	Pip Bennett	GBR 	15:14	1:12	19:05	35:31
64	9	3242	Leandro Roberto Ferreira	BRA 	16:18	1:21	17:57	35:35
65	3	3326	David Gandon	FRA 	15:27	1:12	19:00	35:39
66	8	3110	Daniel Bedford	GBR 	15:57	1:27	18:16	35:39
67	9	3165	Oliver Rodwell	GBR 	17:23	1:06	17:12	35:39
68	9	3111	Shaun Challis	GBR 	15:22	1:21	19:01	35:43
69	7	3265	Gregory Lefebvre	FRA 	15:30	1:19	18:58	35:47
70	10	3145	Jorge Arrebola Rodriguez	ESP 	16:03	1:27	18:19	35:49
71	10	3247	Gordon Ngan	CAN 	15:04	1:34	19:12	35:49
72	7	3007	Daniel Alejandro Hernandez Parra	MEX 	17:51	1:00	17:02	35:53
73	11	3176	Piotr Kurek	POL 	16:00	1:11	18:46	35:56
74	4	3017	Arnau Salvador Ortega	ESP 	15:51	1:31	18:35	35:56
75	11	3210	Xavier Tupet	FRA 	15:50	1:10	19:02	36:01
76	4	3320	Gonzalo Martin Santana	ESP 	16:07	1:21	18:35	36:03
77	8	3268	Ed Buckley	GBR 	16:19	1:37	18:13	36:08
78	5	3347	Martin Skalnik	SVK 	16:11	1:21	18:38	36:09
79	10	3105	Victor García Lopez	ESP 	16:00	1:18	18:52	36:10
80	12	3232	Rui Duarte	POR 	15:50	1:19	19:04	36:12
81	15	3054	Adam Hillis	NZL 	15:45	1:21	19:07	36:12
82	11	3122	Nicholas Thomas	GBR 	15:12	1:14	19:53	36:18
83	16	3047	Lewis Tuck	GBR 	16:38	1:28	18:15	36:20
84	12	3125	Marco Viappiani	ITA 	17:10	1:30	17:45	36:24
85	13	3200	Raúl Carrizosa Pedrol	ESP 	16:02	1:17	19:08	36:27
86	8	3005	Matthew Lightfoot	GBR 	16:30	1:38	18:23	36:29
87	9	3262	Antonio Luis Ramírez Durán	ESP 	15:57	1:15	19:19	36:30
88	10	3304	Dietmar Haiböck	AUT 	15:26	1:31	19:35	36:32
89	13	3120	Rob Newton	GBR 	17:48	1:38	17:07	36:32
90	11	3266	Fairhurst Peter	FRA 	16:27	1:26	18:43	36:35
91	12	3152	Javier Vega Herreros	ESP 	16:57	1:08	18:33	36:37
92	12	3253	Victor Dobano Lazaro	ESP 	16:40	1:12	18:48	36:39
93	14	3133	Carl Newton	USA 	17:08	1:30	18:04	36:42
94	5	3018	Ben Brooks	GBR 	16:56	1:16	18:32	36:44
95	13	3282	Neil Phillips	GBR 	16:27	1:28	18:50	36:44
96	13	3168	Daniel Weston	GBR 	16:02	1:18	19:28	36:47
97	14	3284	James Repper	GBR 	17:52	1:26	17:32	36:49
98	17	3028	Javier Barba Santano	ESP 	15:27	1:18	20:06	36:49
99	15	3106	Francisco Jose Gómez Cerezo	ESP 	16:22	1:15	19:17	36:53
100	15	3267	Sebastien Sudrie	FRA 	16:44	1:39	18:37	36:59
101	16	3294	Bjorn Nostvik	NOR 	17:09	1:35	18:17	37:00
102	14	3149	Francisco Jose Perez Hernandez	ESP 	15:52	1:10	19:59	37:00
103	17	3281	Fergus McDowall	GBR 	16:24	1:17	19:23	37:03
104	18	3274	Rob Davis	GBR 	16:22	1:34	19:09	37:05
105	14	3201	Pablo García Altarribas	ESP 	17:46	1:35	17:51	37:11
106	10	3067	Jose Penalver Sánchez	ESP 	17:48	1:29	17:58	37:14

# 2023 Aquathlon World Championships Ibiza

## Age group - Results by gender

### Age Group Overall Men

Rank	Cat.R.	Bib	Name	Country	Swim	1st Transition	Finish (Run)	Finish Time
107	11	3070	Carlos Jesús Suarez Guillen	ESP 	17:53	1:35	17:49	37:16
108	15	3160	Jon-Paul Hemmings	GBR 	15:55	1:36	19:48	37:18
109	19	3259	David Parra Villalobos	ESP 	16:47	1:35	18:59	37:19
110	16	3153	Manuel Zamora Marfil	ESP 	19:06	1:14	17:01	37:20
111	16	3102	Ruben Aguilar Marti	ESP 	17:17	1:24	18:41	37:21
112	20	3273	Tim Coolican	GBR 	17:48	1:29	18:06	37:21
113	9	3012	Alexander Alguire	CAN 	16:30	1:16	19:36	37:21
114	15	3214	Nigel Gaskin	GBR 	16:20	1:41	19:26	37:26
115	21	3287	Ole Jacobsen	GER 	16:22	1:46	19:20	37:27
116	16	3216	Rhys Harries	GBR 	18:03	1:30	17:56	37:28
117	17	3148	Jesus Martinez Vallejo	ESP 	17:27	1:33	18:32	37:30
118	6	3323	Amand Redondo Brunet	ESP 	16:45	1:13	19:33	37:30
119	18	3040	Jamie Pullinger	GBR 	18:56	1:31	17:05	37:30
120	18	3177	Martin Brna	SVK 	17:00	1:19	19:13	37:31
121	17	3245	Serge Blais	CAN 	15:32	1:31	20:29	37:31
122	12	3068	Ismael Rojas Ramos	ESP 	16:17	1:12	20:05	37:33
123	17	3108	Adrien Dransart	FRA 	18:12	1:47	17:37	37:35
124	19	3030	Valerio Chinea Mirzoyan	ESP 	16:36	1:28	19:36	37:39
125	10	3011	Luiz Miguel Tavares De Araujo Lima	BRA 	16:45	1:06	19:52	37:43
126	19	3167	Jon Scott	GBR 	17:24	1:13	19:08	37:44
127	22	3278	Steven Horner	GBR 	15:51	1:36	20:20	37:46
128	20	3144	Joan Alarcón Vila	ESP 	19:00	1:23	17:25	37:47
129	20	3037	Ross Ellett	GBR 	18:22	1:24	18:03	37:48
130	18	3230	Ralph Van Dijk	NED 	16:49	1:44	19:20	37:52
131	21	3190	Juan Fernando Gutiérrez Varon	COL 	15:16	1:41	21:05	38:02
132	22	3191	Jan Kucera	CZE 	17:20	1:44	19:04	38:06
133	23	3288	Kai Müller	GER 	15:32	1:49	20:47	38:07
134	21	3051	Mohammed Bukhalaf	KUW 	18:07	1:23	18:42	38:11
135	1	3376	Matthew Stone	GBR 	17:49	1:44	18:43	38:15
136	22	3038	Andy Jones	GBR 	16:17	1:31	20:29	38:16
137	18	3134	Justin Gray	AUS 	18:27	1:13	18:38	38:16
138	13	3073	Luke Decker	GBR 	18:27	1:50	18:07	38:23
139	14	3095	Oscar Siwiec	CAN 	17:18	1:23	19:44	38:24
140	7	3335	Sean Kinsey	GBR 	15:24	1:23	21:39	38:25
141	19	3205	Alexandre Romeo Comas	ESP 	17:45	1:44	19:02	38:29
142	23	3046	Mark Todhunter	GBR 	15:45	1:17	21:31	38:32
143	19	3116	David Jamieson	GBR 	18:26	1:15	18:57	38:38
144	20	3131	Filip Sebo	SVK 	17:40	1:17	19:52	38:48
145	15	3077	Daniel Regan	GBR 	17:57	1:32	19:20	38:48
146	24	3279	Peter Hulme	GBR 	17:50	1:34	19:32	38:55
147	25	3299	Andrew Farrell	USA 	16:08	1:38	21:12	38:57
148	21	3121	Richard Russell	GBR 	16:32	1:28	20:59	38:58
149	23	3156	Nicholas Bellamy	GBR 	19:18	1:25	18:18	38:59
150	6	3019	Thomas Edmond	GBR 	17:55	1:16	19:50	39:00
151	20	3229	Matteo Caridi	ITA 	17:41	1:29	19:52	39:01
152	8	3351	John Myers	USA 	16:27	1:40	20:58	39:04
153	26	3305	Wagner Miranda	BRA 	16:38	1:28	20:58	39:04
154	24	3163	Kenny Morrice	GBR 	19:53	1:30	17:42	39:04
155	25	3193	Islam Mahmoud	EGY 	19:09	1:14	18:57	39:20
156	16	3088	Austin Tisch	USA 	20:29	1:09	17:45	39:22
157	17	3065	Alexander Magnasco Giulio	ESP 	19:00	1:09	19:15	39:23
158	26	3187	Irion Serafim De Souza Filho	BRA 	17:13	1:42	20:29	39:24
159	7	3025	Carlos Eduardo Mingarelli Diniz Alves	BRA 	14:56	1:36	22:53	39:25

# 2023 Aquathlon World Championships Ibiza

## Age group - Results by gender


### Age Group Overall Men

Rank	Cat.R.	Bib	Name	Country	Swim	1st Transition	Finish (Run)	Finish Time
160	2	3401	Petr Schmidt	CZE 	15:34	1:53	22:03	39:29
161	9	3340	Mark Salway	GBR 	16:34	2:22	20:34	39:29
162	21	3236	Chris Costales	USA 	16:24	1:35	21:33	39:31
163	27	3171	Kay Eckelt	GER 	19:28	1:19	18:48	39:34
164	3	3365	Javier Dominguez Munoz	ESP 	17:54	1:42	20:02	39:37
165	11	3009	Cooper Lee	USA 	18:14	1:12	20:18	39:43
166	27	3308	Gaston Mogollones	CAN 	19:18	1:28	18:59	39:44
167	10	3338	James Panton	GBR 	18:00	1:34	20:13	39:47
168	24	3056	Lachlan Berry	AUS 	18:25	1:20	20:08	39:51
169	22	3136	Ruda Ryuiti Furukita Baptista	BRA 	17:30	1:32	20:52	39:53
170	28	3183	Marcio Azevedo Bello	BRA 	19:35	1:55	18:27	39:57
171	4	3380	Carlo Simongini	ITA 	19:50	1:37	18:31	39:57
172	11	3357	Norbert Nagl	AUT 	16:10	1:41	22:09	39:58
173	23	3119	Adam Marsland	GBR 	18:46	1:40	19:37	40:02
174	18	3078	Ben Sharp	GBR 	18:12	1:43	20:20	40:14
175	24	3118	Andrew Lovelock	GBR 	18:58	1:49	19:32	40:17
176	22	3226	Mark Wilson	GBR 	18:34	1:33	20:17	40:23
177	25	3058	Jack McLeay	AUS 	18:46	1:22	20:17	40:24
178	28	3295	Jerym Brunton	NZL 	19:41	2:18	18:35	40:32
179	29	3290	Eddie Burton	IRL 	18:42	2:06	19:47	40:34
180	25	3128	Bradley Smith	NZL 	17:47	1:29	21:24	40:38
181	12	3316	Juan Enrique Espana Jimenez	ESP 	17:59	1:36	21:04	40:39
182	23	3218	Kevin Morice	GBR 	20:02	1:32	19:09	40:41
183	29	3158	Douglas Dempster	GBR 	17:24	2:06	21:17	40:46
184	8	3023	Tadhg Williams	AUS 	20:27	1:16	19:04	40:47
185	24	3219	Phil Newton	GBR 	19:52	1:28	19:31	40:50
186	9	3026	Mina Eskander	EGY 	16:54	1:39	22:27	40:58
187	25	3220	Steven Paine	GBR 	16:33	1:43	22:45	41:00
188	19	3097	Andreas Adamides	CYP 	19:53	1:46	19:23	41:01
189	26	3060	Reed Waldick	CAN 	18:45	1:11	21:07	41:03
190	26	3107	Andoni Valencia Molero	ESP 	18:31	1:21	21:12	41:03
191	30	3254	Joan Carles Garcia Carpena	ESP 	19:34	1:40	19:56	41:09
192	5	3377	Andy Williams	GBR 	18:57	1:48	20:31	41:14
193	26	3206	Javier Cecilio Salgado Algarrada	ESP 	20:11	1:33	19:35	41:18
194	27	3227	Dale Woolley	GBR 	20:02	1:50	19:27	41:18
195	20	3080	Nick Flanagan	IRL 	18:28	1:38	21:14	41:19
196	6	3366	Alejandro Nemina Gil	ESP 	18:26	2:18	20:43	41:26
197	27	3049	Masaru Nomaru	JPN 	20:59	1:11	19:19	41:28
198	28	3052	Edwin Gaspar Solis	MEX 	21:14	1:33	18:43	41:29
199	30	3179	Derek Hudson	USA 	19:48	1:49	19:55	41:31
200	31	3260	Agustin Puigdomenech Alcaraz	ESP 	18:40	1:40	21:13	41:31
201	28	3215	Konstantin Gayduk	GBR 	18:22	1:47	21:28	41:37
202	27	3113	Marc Farminer	GBR 	19:45	1:33	20:20	41:37
203	29	3222	Mehmet Shoukru	GBR 	20:06	2:02	19:32	41:39
204	32	3280	Richard Johnstone	GBR 	19:46	1:37	20:24	41:45
205	31	3162	Gordon Logan	GBR 	19:38	2:09	20:01	41:48
206	13	3355	Richard Scolyer	AUS 	20:39	1:30	19:39	41:48
207	7	3394	Michael Dixon	AUS 	18:35	1:37	21:38	41:49
208	1	3407	Patrick Ahern	GBR 	19:42	1:23	20:49	41:53
209	14	3341	Mark Scott	GBR 	16:29	2:01	23:28	41:57
210	15	3319	Juan Antonio Madueno Calderon	ESP 	21:34	1:23	19:11	42:07
211	30	3213	James Coleman	GBR 	20:30	1:48	19:50	42:08
212	29	3053	Thomas Herbison	NZL 	18:47	1:39	21:50	42:15

# 2023 Aquathlon World Championships Ibiza

## Age group - Results by gender

### Age Group Overall Men

Rank	Cat.R.	Bib	Name	Country	Swim	1st Transition	Finish (Run)	Finish Time
213	8	3369	Michael Edge	GBR 	18:56	1:47	21:35	42:17
214	28	3132	Michael Fowler	USA 	20:21	2:03	19:56	42:18
215	16	3322	Andreu Raymond De La Nougared	ESP 	19:51	1:37	21:03	42:29
216	2	3408	Neil Arundel	GBR 	18:44	1:49	21:57	42:30
217	33	3255	Luis Gavilan Ordonez	ESP 	17:35	2:06	22:53	42:33
218	17	3327	Mark Birrell	GBR 	21:14	1:54	19:41	42:48
219	21	3066	Alberto Óvilo Bustos	ESP 	19:41	1:31	21:37	42:48
220	34	3277	Will Harding	GBR 	21:37	1:30	19:44	42:50
221	31	3199	Ernest Aguilar Soriano	ESP 	17:42	1:49	23:20	42:51
222	29	3112	Richard Dobell	GBR 	20:43	1:49	20:20	42:51
223	9	3384	David Scott	NZL 	20:15	2:01	20:39	42:53
224	32	3203	Carlos Merino Lluy	ESP 	21:54	1:49	19:17	42:58
225	18	3325	Jose Antonio Valencia Aparicio	ESP 	20:27	1:27	21:05	42:59
226	35	3269	Daniel Bunn	GBR 	16:59	1:55	24:06	42:59
227	22	3090	Joao Edizio Cavalcante Bandeira	BRA 	19:07	2:00	21:57	43:03
228	19	3345	Paul Ingpen	RSA 	19:11	1:43	22:17	43:11
229	30	3057	Samuel Eiszele	AUS 	18:30	1:58	22:46	43:13
230	32	3174	Bakos Dániel	HUN 	21:06	1:44	20:29	43:18
231	3	3422	Louis Almekinders	USA 	18:42	1:59	22:38	43:19
232	36	3297	Kristof Milne	NZL 	17:30	1:51	24:01	43:21
233	20	3332	Adrian Feasby	GBR 	20:22	1:39	21:21	43:21
234	4	3406	Alain Greco	FRA 	18:59	1:51	22:33	43:22
235	10	3392	James Rolette	USA 	20:29	1:53	21:05	43:26
236	10	3022	James Fry	AUS 	21:40	1:28	20:20	43:27
237	37	3275	Paul Denton	GBR 	17:12	1:55	24:26	43:32
238	23	3082	Kota Otsuki	JPN 	21:58	1:40	20:01	43:38
239	33	3172	Andreas Schulz	GER 	20:23	1:32	21:46	43:40
240	38	3272	Mark Collins	GBR 	20:02	2:24	21:17	43:42
241	11	3395	Craig Elvish	AUS 	18:53	1:37	23:23	43:52
242	21	3331	Paul Elsey	GBR 	20:35	1:37	21:43	43:54
243	5	3432	Jon Hooper	CAN 	19:23	2:05	22:29	43:56
244	12	3374	David Robbins	GBR 	20:19	1:42	22:01	44:01
245	13	3387	Edward Ellison	USA 	18:45	2:01	23:18	44:03
246	33	3234	Marc Stettler	SUI 	17:47	2:22	23:57	44:05
247	39	3300	Galvin Kennedy	USA 	21:05	1:54	21:08	44:05
248	30	3114	Matthew Garside	GBR 	18:52	1:51	23:26	44:08
249	34	3182	Steven Bouwens	BEL 	21:44	1:44	20:43	44:09
250	40	3291	Jonny Gregg	IRL 	22:07	1:31	20:34	44:11
251	31	3029	Aaron Carrasco Álvarez	ESP 	23:33	1:26	19:17	44:14
252	41	3271	Michael Shaun Coggon	GBR 	20:00	2:11	22:12	44:22
253	34	3225	Mark Wilcock	GBR 	19:42	1:52	22:53	44:26
254	35	3249	Branislav Zehnálek	SVK 	17:45	1:52	24:56	44:33
255	42	3307	Jaume Gomis	CAN 	17:10	2:24	25:01	44:34
256	24	3096	Tadaaki Sun	CAN 	23:23	1:34	19:43	44:39
257	12	3001	Arnau Aguilar Paya	ESP 	17:49	1:21	25:30	44:39
258	22	3356	Michael Wilson	AUS 	21:39	1:30	21:32	44:40
259	23	3346	Rudolf Krizik	SVK 	20:46	1:44	22:11	44:40
260	36	3244	Luiz Aparecido Ruela Da Silva Assuncao	BRA 	22:42	2:14	19:46	44:41
261	6	3420	Raffaele Buonocore	ITA 	20:20	1:38	22:48	44:45
262	37	3223	Digby Spencer-Lewis	GBR 	20:09	1:53	22:47	44:47
263	25	3083	Alex Bees	NZL 	21:44	1:49	21:17	44:49
264	26	3064	Mario Gil Hernández	ESP 	23:59	1:46	19:05	44:50
265	14	3371	Mark King	GBR 	22:48	2:12	19:55	44:55

# 2023 Aquathlon World Championships Ibiza

## Age group - Results by gender

### Age Group Overall Men

Rank	Cat.R.	Bib	Name	Country	Swim	1st Transition	Finish (Run)	Finish Time
266	24	3337	Peter Murphy	GBR	21:05	1:47	22:04	44:55
267	35	3150	Vicens Ripoll Mari	ESP	20:51	1:38	22:28	44:57
268	36	3146	Carlos Cobo Corrales	ESP	22:41	1:49	20:29	44:59
269	7	3409	Michael Battersby	GBR	18:47	1:56	24:21	45:03
270	38	3241	Cleber Castro	BRA	20:58	1:33	22:35	45:05
271	25	3348	Ed Baetzold	USA	16:45	1:56	26:29	45:09
272	1	3439	Alain Maubras	FRA	20:29	1:56	22:46	45:09
273	27	3098	Naguib Gwefel	EGY	21:13	2:28	21:32	45:12
274	26	3329	Peter Clayton	GBR	19:58	1:43	23:36	45:17
275	31	3127	Patrick Johnson	NZL	19:42	3:10	22:29	45:20
276	37	3147	Javier López García	ESP	21:40	2:19	21:25	45:23
277	43	3298	Walter Accessor	USA	20:55	1:54	22:36	45:24
278	27	3333	John Fitzpatrick	GBR	22:03	1:15	22:13	45:30
279	15	3397	Ricardo De Miranda Kleiner	BRA	18:18	1:52	25:24	45:33
280	44	3292	Ofir Gavriel Tzuman	ISR	22:18	1:57	21:21	45:35
281	28	3336	Neil Millican	GBR	19:53	1:42	24:01	45:36
282	38	3164	Leigh Pilgrim	GBR	23:18	1:39	20:43	45:39
283	28	3079	Shane Skillin	GBR	19:54	1:48	24:02	45:43
284	39	3185	Emiliano Castro Oliveira	BRA	21:13	1:33	23:01	45:46
285	29	3343	Barry Herbison	NZL	20:10	1:31	24:07	45:47
286	40	3188	François Sorin	CAN	23:17	2:47	19:47	45:50
287	30	3330	Steven Covey	GBR	21:45	2:02	22:09	45:55
288	45	3276	John Gildea	GBR	21:44	1:26	22:51	46:00
289	8	3428	Phillip Hermitage	AUS	20:22	1:47	23:57	46:05
290	39	3238	James Wilson	USA	20:07	2:23	23:37	46:06
291	9	3415	Lindsay Young	GBR	20:19	2:04	23:46	46:08
292	40	3231	Jonathan Gray	NZL	19:27	2:08	24:50	46:24
293	10	3418	Hinnerk Timme	GER	22:44	2:04	21:38	46:25
294	16	3381	Hector Ordaz Castillo	MEX	22:40	2:18	21:30	46:27
295	29	3086	Nick Haydon	USA	20:46	1:44	23:59	46:28
296	31	3358	Marcelo Luiz Fernandes Ferraz	BRA	23:54	2:08	20:31	46:33
297	32	3342	Mark Esselink	NZL	24:55	2:02	19:40	46:36
298	41	3246	Manuel Fernandez	CAN	21:22	2:34	22:43	46:38
299	11	3413	Michael Lisle	GBR	19:52	2:09	24:40	46:40
300	33	3317	Francisco Javier Fernandez Soriano	ESP	21:14	2:07	23:21	46:41
301	32	3126	Takahiro Mishina	JPN	22:02	2:20	22:23	46:44
302	46	3296	Paul Miller	NZL	21:35	1:44	23:26	46:45
303	30	3087	Matthew Kaiser	USA	22:47	2:21	21:38	46:45
304	34	3321	Daniel Portella Coll	ESP	23:13	2:01	21:47	47:00
305	41	3184	Marcelo Castro	BRA	21:51	2:16	23:03	47:10
306	42	3243	Gustavo Onozato Ushimaru	BRA	20:41	1:51	24:40	47:12
307	43	3217	Ashley Kirkham	GBR	21:28	1:54	24:01	47:22
308	17	3370	Mark Harney	GBR	23:35	1:35	22:13	47:22
309	12	3429	Gregory Leamon	AUS	22:02	2:16	23:09	47:26
310	44	3248	Fares Mohamed	EGY	17:45	2:04	27:39	47:27
311	42	3166	Paul Schroder	GBR	22:12	2:05	23:13	47:29
312	18	3378	Denis Williams	GBR	26:09	1:36	19:48	47:32
313	31	3085	Saúl Aceituno	PAN	22:39	1:51	23:05	47:34
314	19	3391	Andrew Palowitch	USA	21:34	1:54	24:08	47:35
315	43	3181	Christopher Navin	USA	23:22	1:36	23:23	48:19
316	33	3103	Pedro Costa Planells	ESP	22:20	2:39	23:43	48:41
317	20	3386	Peter Boncelet	USA	23:29	1:58	23:28	48:54
318	35	3353	Harry Riggs	USA	22:33	2:07	24:20	48:59

# 2023 Aquathlon World Championships Ibiza

## Age group - Results by gender

### Age Group Overall Men

Rank	Cat.R.	Bib	Name	Country	Swim	1st Transition	Finish (Run)	Finish Time
319	1	3458	Peter Grünebach	GER	22:03	2:07	25:00	49:09
320	44	3161	Ben Hieatt-Smith	GBR	23:11	2:01	23:59	49:10
321	36	3315	Manuel Cuadrado Sanguino	ESP	24:02	1:56	23:17	49:14
322	2	3444	Philip Kidd	GBR	25:05	1:53	22:27	49:25
323	2	3455	Michael Smallwood	GBR	22:05	2:24	25:01	49:30
324	13	3430	Günther Resch	AUT	23:13	2:33	23:58	49:44
325	32	3094	Chris Dobson	CAN	24:54	2:31	22:21	49:45
326	3	3450	Steve Polley	USA	22:34	1:50	25:23	49:46
327	21	3383	Peter Nock	NZL	19:35	2:18	27:57	49:49
328	14	3410	Keith Bradshaw	GBR	22:10	2:15	25:28	49:52
329	45	3212	Justin Brearley Smith	GBR	22:40	2:07	25:20	50:05
330	4	3447	Hjalmar Schiotz	NOR	22:38	2:27	25:03	50:08
331	46	3235	Mario Calvo	USA	26:15	2:03	21:53	50:10
332	22	3382	Kevin Hunt	NZL	22:14	3:02	25:01	50:16
333	5	3445	Graham Le Good	GBR	25:21	2:03	22:53	50:17
334	23	3373	Kevin Purnell	GBR	21:06	3:48	25:28	50:21
335	34	3140	Mohamed Hamama	EGY	29:22	1:36	19:28	50:24
336	35	3129	Tomasz Chłodecki	POL	24:16	2:44	23:36	50:35
337	24	3390	Christopher Novak	USA	25:15	2:11	23:19	50:44
338	33	3089	Ramon Bezerra Da Silva	BRA	25:58	2:09	22:54	51:00
339	6	3443	Ted Hamilton	GBR	22:39	1:52	26:35	51:06
340	25	3375	Lewis Saunders	GBR	22:53	2:20	25:58	51:11
341	15	3419	Kurt Tohermes	GER	24:01	1:38	25:37	51:16
342	16	3412	Robert King	GBR	24:18	3:23	23:52	51:32
343	47	3302	Scott Shaw	USA	24:47	1:50	24:58	51:34
344	17	3414	Tony Main	GBR	23:56	2:06	25:47	51:49
345	47	3202	Juan Carlos Martinez Guiot	ESP	22:35	3:17	26:08	52:00
346	7	3437	Josep Colome Somoza	ESP	24:15	2:39	25:07	52:00
347	8	3440	Paul Bennett	GBR	24:08	2:05	25:50	52:02
348	18	3423	Oscar Contreras	USA	24:06	3:01	24:55	52:02
349	9	3451	Bill Smith	USA	23:31	2:31	26:36	52:37
350	45	3180	Michael Krisle	USA	26:38	2:07	24:15	52:59
351	48	3306	Ricardo De Carvalho Rego	BRA	24:18	1:58	26:47	53:02
352	49	3261	Carlos Andres Ramirez Duarte	ESP	24:54	3:12	25:06	53:12
353	34	3084	Jayden Hopkinson	NZL	25:41	2:50	24:46	53:16
354	26	3399	Jeff Shmoorkoff	CAN	27:29	2:19	23:38	53:25
355	36	3138	Joseph Bekhet	EGY	30:42	1:53	21:43	54:17
356	50	3309	Andres Plazas	CAN	26:04	1:56	26:21	54:21
357	1	3468	Robert Plant	USA	24:10	2:39	27:47	54:35
358	27	3367	Mariano José Otal Faba	ESP	26:24	2:29	25:57	54:49
359	19	3425	Michael Felicissimo	USA	25:36	3:11	26:53	55:39
360	28	3398	Ab Doyle	CAN	24:09	2:25	29:15	55:48
361	3	3457	Douglas Wood	GBR	25:19	2:31	28:23	56:12
362	35	3093	Nicolas Beauregard	CAN	24:47	1:47	29:40	56:13
363	20	3431	Luiz Alberto Fermino	BRA	27:11	2:40	26:56	56:45
364	37	3328	Phillip Cannell	GBR	29:50	2:52	24:19	57:00
365	21	3416	Martin Epkenhans	GER	24:32	3:43	29:04	57:19
366	38	3354	Jeff Schreiber	USA	30:04	2:59	25:10	58:12
367	51	3257	Eusebio Noguera Pujol	ESP	25:18	4:33	28:26	58:15
368	10	3449	Gary Gorman	USA	24:37	3:03	30:51	58:30
369	22	3424	Gerardo Corbato	USA	29:46	2:00	27:13	58:57
370	29	3368	Antonio Temprano Sanchez	ESP	29:21	2:38	27:16	59:15
371	23	3405	Manuel Martín Fernández	ESP	30:00	2:44	27:09	59:52

# 2023 Aquathlon World Championships Ibiza

## Age group - Results by gender

### Age Group Overall Men

Rank	Cat.R.	Bib	Name	Country	Swim	1st Transition	Finish (Run)	Finish Time
372	11	3442	Geoff Enoch	GBR	26:06	2:51	31:04	1:00:01
373	52	3301	Kirk Purkiser	USA	27:59	2:55	29:13	1:00:06
374	24	3411	Mick Joyce	GBR	32:02	3:11	25:25	1:00:37
375	39	3349	David Carfagno	USA	29:13	3:18	28:10	1:00:40
376	12	3448	Kelvin Coppock	USA	22:36	3:12	35:15	1:01:02
377	30	3396	Joachim Rathbauer	AUT	40:16	1:54	20:49	1:02:58
378	4	3464	Ed Cook	CAN	27:07	3:47	33:13	1:04:06
379	13	3441	Tony Clements	GBR	28:50	4:11	31:15	1:04:14
380	14	3438	Francisco Gala Pla	ESP	32:20	3:43	28:25	1:04:27
381	31	3393	Garry Young	USA	32:27	4:14	29:10	1:05:50
382	5	3460	Larry Nelson	USA	30:19	3:53	32:28	1:06:40
383	15	3436	Luis Javier Aulet Marrero	ESP	25:40	3:08	38:09	1:06:56
384	32	3388	Dave Mandelkern	USA	31:20	5:05	31:08	1:07:32
385	16	3454	William Place	CAN	30:49	3:29	33:34	1:07:51
386	6	3461	Douglas Stewart	USA	31:59	3:18	32:35	1:07:51
387	2	3466	Miguel Vidal Galindo	ESP	34:56	3:26	32:04	1:10:25
388	40	3350	Steven Heller	USA	36:04	3:14	31:15	1:10:32
389	7	3459	Paul Bloom	USA	28:41	5:01	41:06	1:14:47
390	37	3139	Khaled El Shobokshy	EGY	33:34	1:59	39:16	1:14:48
391	33	3389	Mark McKenzie	USA	29:01	3:51	44:19	1:17:09
392	3	3467	Gherardo Mercati	ITA	34:01	5:41	37:50	1:17:31
393	25	3427	Joe Parks	USA	36:44	3:24	40:44	1:20:50
394	26	3426	Dick Moore	USA	24:23	4:23	54:32	1:23:16
395	1	3469	John Weber	USA	28:34	9:27	48:48	1:26:48
		3186	Leonardo Santedicola Andrade	BRA	17:23	2:06	—	—
		3024	Arthur De Queiroz Wanderley Sarmiento	BRA	16:52	1:23	—	—
		3286	Nick White	GBR	16:24	—	—	—
		3021	Finian Orr	NZL	14:36	1:11	—	—

# 2023 Aquathlon World Championships Ibiza

## Age group - Results by gender

### Age Group Overall Women

Rank	Cat.R.	Bib	Name	Country	Swim	1st Transition	Finish (Run)	Finish Time
1	1	3475	Catarina Felício Santos	POR 	16:28	1:10	18:12	35:48
2	1	3508	Emily Legg	GBR 	15:33	1:14	19:09	35:55
3	2	3471	Imogen Nicole Bungay	GBR 	16:02	1:22	19:10	36:33
4	3	3473	Meisha Trend-Evans	GBR 	15:35	1:12	19:55	36:42
5	1	3535	Fern Gardner	GBR 	16:29	1:13	19:03	36:44
6	1	3641	Sarah Richardson	GBR 	17:01	1:05	18:43	36:48
7	2	3515	Vanessa Andreetta	ITA 	15:08	1:21	20:29	36:57
8	2	3637	Samantha Lake	GBR 	16:25	1:26	19:10	37:01
9	1	3488	Sophie Boehler	GBR 	16:46	1:18	19:33	37:36
10	3	3523	Katherine Smith	AUS 	15:39	1:34	20:25	37:37
11	1	3568	Amy Walker	GBR 	16:54	1:30	19:15	37:38
12	4	3518	Suzanne Brummel	NED 	16:47	1:23	19:38	37:47
13	5	3502	Maéva Doutau	FRA 	17:25	1:27	19:01	37:53
14	2	3490	Melissa Morgan	GBR 	16:49	1:21	19:50	37:59
15	6	3504	Jessica Caughtry	GBR 	15:36	1:29	21:13	38:17
16	4	3472	Eliza Radclyffe	GBR 	15:45	1:08	21:26	38:18
17	3	3644	Sione Jongstra	NED 	17:00	1:19	20:07	38:25
18	3	3486	Nia Ita Almond	GBR 	18:00	1:21	19:08	38:27
19	2	3567	Kara McKenzie-Tait	GBR 	17:12	1:23	19:54	38:28
20	2	3545	Brit Tate	GBR 	16:43	1:23	20:24	38:30
21	1	3593	Victoria Cole	GBR 	16:35	1:17	20:38	38:30
22	3	3538	Stephanie Millin	GBR 	16:36	1:40	20:21	38:36
23	4	3551	Kristen Doster	USA 	18:22	1:07	19:16	38:43
24	7	3511	Emily Varley	GBR 	17:03	1:44	20:00	38:46
25	3	3574	Julie Demers	USA 	16:26	2:11	20:11	38:47
26	2	3586	Esther Ramos Martinez	ESP 	19:06	1:35	18:09	38:50
27	4	3580	Chelsea Raymond	CAN 	16:59	1:14	20:42	38:55
28	5	3541	Sarah Osborne	GBR 	17:48	1:26	19:44	38:57
29	4	3487	Abigail Barnes	GBR 	16:02	1:25	21:31	38:57
30	4	3631	Becky Coleman	GBR 	17:26	1:22	20:13	39:00
31	1	3674	Vanessa Fenton	IRL 	17:43	1:28	19:54	39:04
32	6	3543	Nicky Savill	GBR 	18:47	1:26	18:52	39:04
33	3	3607	Danica Bonello Spiteri	MLT 	17:04	1:26	20:43	39:11
34	5	3494	Ana Paula Henriques	BRA 	16:32	1:45	20:59	39:15
35	5	3569	Angie Keen	NZL 	18:12	1:01	20:12	39:24
36	7	3552	Vanessa Urbanz	AUT 	17:18	1:22	20:47	39:26
37	4	3595	Veronica Green-Jones	GBR 	17:15	1:34	20:45	39:32
38	5	3615	Sarah Newcomb-Baker	USA 	16:43	1:26	21:35	39:43
39	8	3547	Louise Whitting	GBR 	18:17	1:34	19:57	39:47
40	6	3579	Luciana Celestino Dos Santos	BRA 	17:23	1:08	21:20	39:51
41	2	3663	Rachel Barnes	GBR 	19:26	1:31	18:55	39:51
42	9	3540	Hayley Newman	GBR 	17:28	1:31	20:53	39:52
43	8	3510	Hannah Smith	GBR 	18:58	1:20	19:34	39:52
44	6	3483	Carolina Frías Pérez	ESP 	17:07	1:19	21:32	39:57
45	5	3636	Gwen Kinsey	GBR 	16:16	1:24	22:22	40:01
46	9	3512	Cathryn Williams	GBR 	17:31	1:20	21:20	40:10
47	7	3557	Jennifer Garcia Jimenez	ESP 	18:17	1:25	20:34	40:14
48	6	3597	Kathryn Holm	GBR 	17:13	1:59	21:04	40:15
49	7	3596	Vicki Grice	GBR 	16:37	1:39	22:01	40:16
50	8	3603	Katie Wright	GBR 	18:00	1:25	20:54	40:18
51	3	3669	Lena Poulton	GBR 	16:47	1:31	22:02	40:20
52	10	3519	Rebecca Swainson	NZL 	18:06	1:30	20:53	40:27
53	7	3482	Maia Abdolcadir Rodríguez	ESP 	17:54	1:19	21:18	40:30

# 2023 Aquathlon World Championships Ibiza

## Age group - Results by gender

### Age Group Overall Women

Rank	Cat.R.	Bib	Name	Country	Swim	1st Transition	Finish (Run)	Finish Time
54	9	3590	Louisa Bellamy	GBR	17:11	1:49	21:42	40:41
55	10	3530	Alcazar Braojos Fernandez	ESP	18:36	1:18	20:57	40:51
56	5	3470	Maisie Ballantyne	GBR	18:14	1:44	21:00	40:57
57	10	3588	Pauline Berger	FRA	16:28	1:37	22:53	40:58
58	6	3655	Siubhan Drinnan	CAN	16:50	1:49	22:21	40:59
59	11	3500	Meritxell Sanchez Codorniu	ESP	17:11	1:34	22:27	41:12
60	1	3702	Lauren Jensen McGinnis	USA	17:41	1:25	22:10	41:14
61	12	3526	Alyssa Stewart	CAN	18:21	1:40	21:21	41:22
62	13	3509	Eve Sealy	GBR	19:53	1:36	19:54	41:22
63	11	3598	Michelle Reid	GBR	16:34	1:35	23:15	41:24
64	11	3534	Charlotte Farminer	GBR	16:27	1:35	23:23	41:24
65	14	3503	Emma Beckwith	GBR	17:55	1:20	22:18	41:32
66	8	3485	Clara Peso Dominguez	ESP	16:54	1:33	23:08	41:33
67	8	3565	Jennifer Lovelock	GBR	20:40	1:21	19:35	41:35
68	9	3570	Susan O'Brien	NZL	19:45	1:35	20:20	41:38
69	15	3501	Jeanne Courbe	FRA	17:22	1:16	23:07	41:44
70	7	3635	Ann Hartland	GBR	19:03	1:30	21:12	41:44
71	2	3703	Katie McCully	USA	17:03	1:24	23:19	41:45
72	12	3550	Tamara Novak	NZL	18:15	1:23	22:09	41:45
73	10	3560	Emma Green	GBR	19:53	1:40	20:19	41:52
74	16	3513	Emily Young	GBR	19:30	1:24	21:02	41:55
75	12	3592	Rachel Cameron	GBR	19:03	1:51	21:06	41:59
76	13	3621	Carla Rodriguez Dimitrescu	CAN	19:01	1:43	21:20	42:03
77	4	3675	Daniela Calvino	ITA	16:41	1:54	23:33	42:08
78	14	3604	Sara Tognini	ITA	19:16	2:03	20:54	42:12
79	17	3506	Catriona Forsyth	GBR	18:54	1:34	21:54	42:21
80	1	3752	Julie Robertson	GBR	18:54	1:26	22:05	42:24
81	18	3514	Kanizsa Gabriella	HUN	18:23	1:29	22:34	42:25
82	5	3677	Julianna Batizy-Morley	USA	18:23	1:30	22:34	42:26
83	13	3546	Lucy Wallduck	GBR	18:35	1:31	22:23	42:28
84	9	3489	Toni Moore	GBR	19:06	1:21	22:03	42:29
85	11	3575	Katherine Gage	USA	17:48	1:45	22:59	42:31
86	6	3673	Katie Young	GBR	18:18	1:32	22:43	42:33
87	14	3536	Sophie Hunt	GBR	22:09	1:27	18:59	42:34
88	6	3477	Alexandra Holt	AUS	17:10	1:29	23:58	42:36
89	15	3544	Georgina Tasker	GBR	18:55	1:27	22:16	42:37
90	12	3563	Sasha Jones	GBR	17:28	1:16	23:59	42:42
91	1	3723	Lindsay Mead	GBR	17:58	2:10	22:36	42:44
92	3	3700	Alma Darensburg	USA	17:44	1:30	23:32	42:44
93	10	3495	Yara Bayoumi	EGY	17:32	1:29	23:48	42:48
94	15	3601	Sandra Weir	GBR	19:58	1:42	21:10	42:49
95	19	3507	Emma Holt	GBR	20:22	1:25	21:05	42:51
96	16	3606	Megan Lea Wohlschlaeger	MEX	20:13	1:20	21:21	42:53
97	17	3602	Kathy Wellam	GBR	19:47	1:26	21:50	43:02
98	13	3558	Alba Lopez Calero	ESP	20:10	1:27	21:26	43:02
99	7	3683	Joanne Primmer	AUS	17:47	1:44	23:32	43:02
100	2	3738	Marion Hermitage	AUS	18:26	2:13	22:25	43:03
101	8	3680	Samantha Forde	USA	20:08	2:51	20:08	43:06
102	16	3537	Becky Langman	GBR	17:14	1:21	24:37	43:11
103	20	3505	Francesca Durbin	GBR	19:22	1:11	22:39	43:12
104	17	3539	Judith Mottram	GBR	19:36	1:31	22:07	43:12
105	21	3497	Guiomar Benavides Lopez	ESP	18:10	1:34	23:31	43:14
106	18	3600	Vicky Tester	GBR	20:59	1:56	20:23	43:18

# 2023 Aquathlon World Championships Ibiza

## Age group - Results by gender

### Age Group Overall Women

Rank	Cat.R.	Bib	Name	Country	Swim	1st Transition	Finish (Run)	Finish Time
107	9	3671	Sharon Taylor	GBR	19:40	1:48	21:54	43:20
108	3	3739	Karen Wood	AUS	17:22	1:54	24:09	43:24
109	7	3474	Faye Morrissey	IRL	17:34	1:37	24:23	43:33
110	11	3493	India Biesse Fitton	AUS	17:31	1:59	24:10	43:38
111	19	3609	Monika Ożarowska	POL	18:22	1:45	23:41	43:47
112	14	3576	Megan Newton	USA	20:18	1:33	21:59	43:48
113	15	3561	Natasha Harvey	GBR	22:06	1:35	20:10	43:50
114	18	3542	Natasha Perks	GBR	20:54	-	-	43:55
115	8	3633	Yvonne Gajny	GBR	19:05	1:43	23:12	43:59
116	19	3549	Giulia Sciortino	ITA	20:20	1:43	22:02	44:05
117	4	3692	Sharon Hill	GBR	19:32	1:34	23:01	44:05
118	20	3591	Lyndsey Blair	GBR	18:59	1:32	23:40	44:10
119	22	3520	Bianka Moreno	PAN	20:27	1:24	22:21	44:12
120	23	3516	Antonella Bruno	ITA	19:19	1:58	22:55	44:12
121	9	3639	Tracy MacInnes	GBR	19:07	1:42	23:31	44:19
122	10	3642	Alison Smith	GBR	21:15	2:02	21:07	44:23
123	16	3562	Stephanie Jackson-Horner	GBR	19:51	1:08	23:35	44:33
124	5	3690	Carol Francis	GBR	19:14	1:31	23:49	44:33
125	21	3612	Shannon Dee	USA	19:10	1:57	23:30	44:35
126	6	3699	May-Li Cuypers	USA	20:14	1:42	22:48	44:43
127	10	3666	Hilarie Maisie Johnston	GBR	19:35	1:43	23:27	44:44
128	4	3720	Diane Kidd-Ferguson	GBR	20:23	1:32	23:02	44:55
129	7	3696	Anke Lakies	GER	22:08	1:18	21:32	44:57
130	11	3630	Jo Burkett	GBR	20:45	1:46	22:33	45:02
131	12	3632	Jenny Fowler	GBR	21:33	1:30	22:02	45:04
132	17	3559	Francesca Alford	GBR	21:08	1:37	22:30	45:14
133	13	3638	Rebecca Mace	GBR	20:31	1:39	23:10	45:19
134	22	3613	Kristy Kintop	USA	19:47	1:46	24:02	45:33
135	23	3614	Melissa Langworthy	USA	20:48	1:58	22:49	45:34
136	24	3594	Victoria Doran	GBR	21:20	1:48	22:44	45:50
137	5	3732	Karen Kimple	USA	18:33	2:19	25:01	45:52
138	25	3622	Stephanie Smith	CAN	19:11	1:50	24:58	45:58
139	8	3478	Emily Scolyer	AUS	18:30	1:23	26:07	45:59
140	6	3737	Amy Rappaport	USA	21:46	1:52	22:30	46:06
141	26	3617	Renata Renata Ramos Portelli Magalhaes	BRA	20:36	1:55	23:37	46:07
142	14	3628	Anna Salvador Gazquez	ESP	20:44	2:13	23:21	46:17
143	20	3548	Roisin O'Dwyer-Mazur	IRL	20:46	1:34	24:01	46:20
144	8	3688	Sarah Edmond	GBR	21:58	1:30	22:56	46:23
145	2	3759	Susan Griffin-Kalikian	USA	19:56	1:37	24:52	46:24
146	11	3670	Elizabeth Taylor	GBR	19:31	1:52	25:02	46:24
147	27	3589	Rachel Bell	GBR	20:51	1:42	23:52	46:24
148	15	3653	Valeria Goncalves Carazzai De Castro	BRA	20:08	2:04	24:22	46:33
149	28	3585	Pilar Porta Figuerola	ESP	22:16	1:52	22:46	46:52
150	16	3634	Helen Godfrey	GBR	18:56	1:42	26:23	47:00
151	18	3566	Lucy May	GBR	22:58	2:35	21:28	47:01
152	17	3626	Isabel Maria Fernandez Lopez	ESP	20:32	1:51	24:48	47:10
153	9	3693	Ingrid Machell	GBR	22:08	1:40	23:29	47:17
154	29	3610	Telani Webber	RSA	21:18	1:58	24:03	47:18
155	10	3704	Jennifer Meyer	USA	18:01	1:30	27:54	47:25
156	11	3691	Helen French	GBR	21:04	1:47	24:35	47:26
157	3	3748	Jane Bell	GBR	21:28	2:00	24:02	47:29
158	4	3762	Sharon V Smith	USA	18:41	2:21	26:31	47:32
159	12	3664	Katie Belkin	GBR	22:23	2:06	23:08	47:36

# 2023 Aquathlon World Championships Ibiza

## Age group - Results by gender

### Age Group Overall Women

Rank	Cat.R.	Bib	Name	Country	Swim	1st Transition	Finish (Run)	Finish Time
160	13	3678	Erika Binger	USA 	18:07	2:03	27:31	47:41
161	7	3717	Nicola Dick	GBR 	21:13	1:30	25:00	47:43
162	18	3629	Claire Adams	GBR 	22:47	1:40	23:22	47:48
163	5	3750	Beverley Childs	GBR 	19:33	1:51	26:26	47:49
164	30	3608	Katarzyna Gniot	POL 	21:28	1:49	24:34	47:51
165	8	3713	Purificacion Lopez Mahia	ESP 	23:55	2:02	21:56	47:52
166	9	3721	Louise Le Ray	GBR 	21:22	1:30	25:15	48:06
167	10	3741	Susan McCallum	CAN 	21:01	2:05	25:05	48:10
168	12	3689	Jane Fontana	GBR 	20:36	2:01	25:38	48:15
169	13	3694	Gail Nicholls	GBR 	22:23	1:54	24:08	48:24
170	19	3564	Lauren Keeler	GBR 	22:11	1:53	24:22	48:26
171	31	3618	Iuska Sampaio Cunha	BRA 	23:14	1:41	23:36	48:30
172	9	3476	Jay Young	USA 	16:15	1:37	30:39	48:30
173	32	3599	Rachel Smith	GBR 	21:48	2:06	24:50	48:43
174	20	3572	Carissa Chambers	USA 	24:11	2:10	22:24	48:45
175	11	3722	Margaret Ludden	GBR 	21:10	1:50	25:48	48:46
176	19	3651	Stephanie Hicks	USA 	20:22	2:46	25:45	48:52
177	21	3554	Giselle Lyra Rodrigues Franca	BRA 	23:47	1:58	23:08	48:53
178	33	3619	Claire Laing	CAN 	22:53	2:44	23:27	49:03
179	21	3573	Amy Chaplygin	USA 	21:50	1:45	25:31	49:05
180	14	3705	Elaine Smith	USA 	19:46	2:51	26:35	49:10
181	15	3709	Diana Nakka	CAN 	20:33	1:57	26:48	49:16
182	24	3498	Maria Del Rosario Munoz Condes	ESP 	24:05	2:04	23:09	49:17
183	12	3730	Stacy Creamer	USA 	22:47	2:21	24:18	49:25
184	22	3531	Maria Martín Recio	ESP 	23:31	2:08	23:49	49:27
185	34	3605	Carolina Restrepo Sanchez	MEX 	25:30	1:57	22:07	49:33
186	14	3682	Georgina Long	AUS 	22:37	2:15	24:42	49:33
187	15	3660	Montserrat Dominguez Cuadros	ESP 	23:50	1:44	24:03	49:36
188	13	3734	Nancy Lyon-Stadler	USA 	21:30	2:09	26:15	49:53
189	14	3714	Cécile Akoun-Gaiffe	FRA 	22:41	1:49	25:28	49:57
190	20	3656	Cheryl Smith	CAN 	25:37	2:21	22:00	49:57
191	16	3662	Tracy Baker	GBR 	23:53	2:13	23:53	49:58
192	21	3640	Sharron Ratcliffe	GBR 	22:52	2:18	24:52	50:01
193	23	3532	Pilar Pedroso Martín	ESP 	22:46	2:02	25:20	50:07
194	17	3665	Fiona Betts	GBR 	25:06	1:54	23:20	50:18
195	15	3735	Gale Moore	USA 	21:43	3:00	25:48	50:30
196	16	3733	Jodi Lucker	USA 	21:17	2:15	26:59	50:31
197	10	3480	Aisha Sanad	EGY 	20:24	2:06	28:03	50:33
198	6	3753	Hilda Joan Lennon	IRL 	20:51	1:41	28:12	50:43
199	17	3729	Jan Smeaton	NZL 	21:31	2:01	27:24	50:55
200	18	3668	Rebecca Peagram	GBR 	20:48	2:02	28:10	51:00
201	1	3773	Colleen P Burns	USA 	22:42	3:06	25:17	51:04
202	18	3715	Christien Bird	GBR 	22:25	2:04	26:41	51:08
203	19	3718	Elsbeth Goodspeed	GBR 	21:04	1:45	28:33	51:21
204	16	3707	Pam Bongers	CAN 	22:48	1:50	26:57	51:34
205	20	3724	Emma Nixon	GBR 	24:22	1:49	25:33	51:43
206	22	3652	Katharine Posner	USA 	21:21	2:22	28:11	51:53
207	23	3643	Laura Ravelli	ITA 	25:47	1:54	24:19	51:59
208	24	3553	Ana Carolina Barros Ramos	BRA 	22:56	1:31	27:35	52:02
209	35	3611	Veronika Bojtsova	USA 	25:29	1:53	24:46	52:07
210	25	3533	Victoria Rubio Bartolomé	ESP 	25:31	1:40	25:08	52:18
211	17	3708	Patricia Hernandez	CAN 	23:48	1:41	26:52	52:20
212	21	3726	Angela Boczek	GER 	25:11	1:53	25:28	52:32

# 2023 Aquathlon World Championships Ibiza

## Age group - Results by gender















### Age Group Overall Women

Rank	Cat.R.	Bib	Name	Country	Swim	1st Transition	Finish (Run)	Finish Time
213	7	3745	Montserrat Cuevas Castillo	ESP 	23:48	2:02	26:43	52:33
214	18	3697	Evie Hernández	PAN 	20:43	2:15	30:00	52:57
215	24	3648	Nicole Cartier	USA 	21:50	2:04	29:05	52:58
216	19	3710	Joelle Stauffer	FRA 	24:38	2:05	26:52	53:34
217	25	3649	Erika Chau	USA 	24:54	2:14	26:38	53:45
218	8	3746	Marie Helene Porta	FRA 	23:01	1:58	28:54	53:52
219	26	3627	Laura Paya Rincon	ESP 	21:00	2:26	30:27	53:53
220	19	3661	Silvia Garcia Xifré	ESP 	24:15	2:01	27:39	53:54
221	22	3577	Jamie Robertson	USA 	25:01	2:42	26:17	54:00
222	9	3760	Marti Jameson	USA 	23:43	2:10	28:17	54:10
223	36	3616	Tatsiana Tarasava	USA 	25:27	2:01	27:12	54:39
224	22	3728	Sonia Marcela Hernandez Villagomez	MEX 	23:59	2:19	28:31	54:47
225	20	3695	Sophie Warren	GBR 	24:46	1:58	28:11	54:55
226	23	3571	Yulia Burtseva	USA 	25:52	3:12	25:52	54:55
227	37	3620	Dorothee Philippon	CAN 	25:26	2:38	27:01	55:05
228	2	3772	Rochelle Bloom	USA 	24:49	2:18	28:08	55:14
229	23	3716	Debbie Croydon	GBR 	23:14	2:12	29:57	55:23
230	10	3747	Fiona Barras	GBR 	22:51	2:23	30:17	55:31
231	20	3679	Angela Buckley	USA 	23:14	2:27	30:23	56:03
232	12	3484	Lara Nevado Comerón	ESP 	28:40	2:16	25:21	56:15
233	24	3719	Heather Gould	GBR 	25:53	2:02	29:16	57:10
234	25	3725	Lesley Watson	GBR 	27:31	2:26	27:19	57:14
235	25	3499	Alba Nevado Comerón	ESP 	30:01	1:59	25:18	57:17
236	38	3584	Leire Gutiérrez Tubet	ESP 	28:56	2:09	26:41	57:45
237	3	3770	Barbara Walton	GBR 	25:32	3:24	28:54	57:49
238	27	3650	Grace Coller	USA 	24:05	2:22	32:11	58:36
239	4	3777	Cande Olsen	USA 	26:08	2:16	30:32	58:55
240	11	3761	Jerianne Polley	USA 	27:54	2:40	28:55	59:28
241	21	3684	Jill Stephen	CAN 	27:50	1:48	29:58	59:34
242	12	3751	Joanna Dipple	GBR 	26:03	2:10	32:30	1:00:42
243	28	3654	Cristiane Santos De Morais	BRA 	28:26	2:43	30:53	1:02:00
244	5	3779	Judith Reiberg	USA 	26:48	3:35	31:40	1:02:02
245	22	3681	Melinda Hyatt	USA 	23:26	2:21	37:39	1:03:25
246	6	3768	Julie Gadsden	GBR 	26:33	2:49	34:28	1:03:48
247	13	3763	Marianne Hergouth	AUT 	29:30	4:08	30:13	1:03:50
248	14	3757	Joni Briganti	USA 	23:53	3:42	36:19	1:03:52
249	26	3522	Anna Sheridan	USA 	25:28	3:07	35:37	1:04:11
250	7	3776	Ruth King	USA 	31:46	3:08	29:47	1:04:41
251	21	3698	Ruth Albright	USA 	28:49	3:26	33:00	1:05:14
252	26	3743	Jennifer Mohan	USA 	25:14	2:59	37:11	1:05:23
253	15	3765	Janet Markham	CAN 	29:16	3:08	33:50	1:06:13
254	22	3706	Lisa Thomas	USA 	29:31	3:53	32:56	1:06:20
255	1	3783	Ruth Hamilton	USA 	29:38	3:04	34:14	1:06:55
256	16	3758	Joan Crisostomo	USA 	25:37	4:01	38:22	1:07:58
257	27	3742	Connie Olsen	CAN 	33:00	4:32	30:41	1:08:12
258	24	3581	Sarah Mahgoub	EGY 	33:13	4:14	31:52	1:09:18
259	28	3736	Theresa Powless	USA 	31:00	3:24	35:07	1:09:30
260	17	3764	Glauria Leite	BRA 	34:31	3:58	31:17	1:09:45
261	18	3755	Blanca Leticia Valdes Coss	MEX 	31:04	3:12	36:40	1:10:56
262	8	3771	Shirley Jean Rolston	NZL 	33:13	3:27	34:55	1:11:33
263	9	3774	Judi Carbary	USA 	35:01	5:11	31:35	1:11:46
264	10	3769	Sandra Main	GBR 	35:51	3:46	32:15	1:11:52
265	29	3727	Adrienne Chin	JAM 	27:34	3:39	40:40	1:11:53

# 2023 Aquathlon World Championships Ibiza

## Age group - Results by gender

### Age Group Overall Women

Rank	Cat.R.	Bib	Name	Country	Swim	1st Transition	Finish (Run)	Finish Time
266	29	3646	Kathy Miller	NZL 	26:26	3:04	42:48	<b>1:12:17</b>
267	30	3740	Sindy Hooper	CAN 	29:48	4:26	38:34	<b>1:12:47</b>
268	30	3647	Elizabeth Borja	USA 	34:18	3:04	36:52	<b>1:14:14</b>
269	19	3754	Deirdre Philpott	IRL 	33:22	3:38	39:01	<b>1:16:00</b>
270	1	3785	Peggy Crome	GBR 	33:26	4:53	38:48	<b>1:17:06</b>
271	20	3756	Sally Almekinders	USA 	29:21	3:03	47:26	<b>1:19:49</b>
272	2	3784	Barbara Kostner	USA 	35:43	5:40	41:47	<b>1:23:09</b>
273	3	3782	Sarah Artese	USA 	38:29	3:59	40:44	<b>1:23:12</b>
274	1	3786	Luise Easton	USA 	34:47	4:07	49:17	<b>1:28:09</b>
275	23	3676	Kimee Armour	USA 	45:11	3:29	41:21	<b>1:30:00</b>
276	23	3701	Jane Ireland	USA 	40:16	3:13	47:17	<b>1:30:45</b>
277	11	3778	Billie Pate	USA 	40:11	5:04	51:22	<b>1:36:37</b>
		3687	Rachel Cook	GBR 	19:34	1:29	—	—
		3780	Maree MacKenzie	AUS 	32:09	—	—	—